



## Brake Assemblies

Electric Brake Assemblies Tables.....	C-3 - C-8	Dexter 7" x 1 3/4" Hydraulic Brake Assembly .....	C-25
Dexter 7" x 1 1/4" Electric.....	C-9	10" x 2 1/4" Hydraulic .....	C-26
Dexter 10" x 1 1/2" Electric.....	C-9	12" x 2" Single-Servo Hydraulic .....	C-27
Hayes/AL-KO 10" x 2 1/4" Electric .....	C-10	12" x 2" Duo-Servo Hydraulic.....	C-28
Dexter 10" x 2 1/4" Electric.....	C-10	Hayes/AL-KO 12" x 3 1/4" Duo-Servo Hydraulic .....	C-29
Dexter 12" x 2" Electric.....	C-11	Dexter 12 1/4" x 3 3/8" Duo-Servo Hydraulic ..	C-29-C-30
Dexter 12" x 2" Mobile Home Electric .....	C-11	Hayes/AL-KO 12 1/4" x 3 1/2" Duo-Servo Hydraulic.....	C-30
Foreman 12" x 2" Electric .....	C-12	Dexter 12 1/4" x 4" Duo-Servo Hydraulic.....	C-31
Hayes/AL-KO 12" x 2" Electric .....	C-12	Dexter 12 1/4" x 5" Duo-Servo Hydraulic.....	C-32
Fayette 12" x 2" Electric .....	C-13	Hayes/AL-KO 10K and 12K Hydraulic Disc Brakes .....	C-33
Hayes/AL-KO 12" x 3 1/4" Electric .....	C-13	Dexter 10K and 12K Hydraulic Disc Brakes .....	C-33
Dexter 12 1/4" x 2 1/2" Electric.....	C-14	Miscellaneous Air Brake Parts for Dexter Air Brakes.....	C-34
Dexter 12 1/4" x 3 3/8" Electric.....	C-15 - C-16		
Warner 12 1/4" x 3 1/2" Electric.....	C-17		
Hayes/AL-KO 12 1/4" x 3 1/2" Electric.....	C-17		
Dexter 12 1/4" x 4" Electric.....	C-18		
Dexter 12 1/4" x 5" Electric.....	C-19		
Hydraulic Brake Assemblies Table .....	C-21 - C-24		
Atwood 7" x 1 3/4" Hydraulic.....	C-25		

### Charts & Informational Pages

How to Select Electric Brakes & Brake Parts .....	C-2
How to Select Hydraulic Brakes & Brake Parts .....	C-20

**Dexter/Kodiak 3.5K - 8K Hydraulic Disc Brakes -  
See Section B, Pgs. 35 - 38**

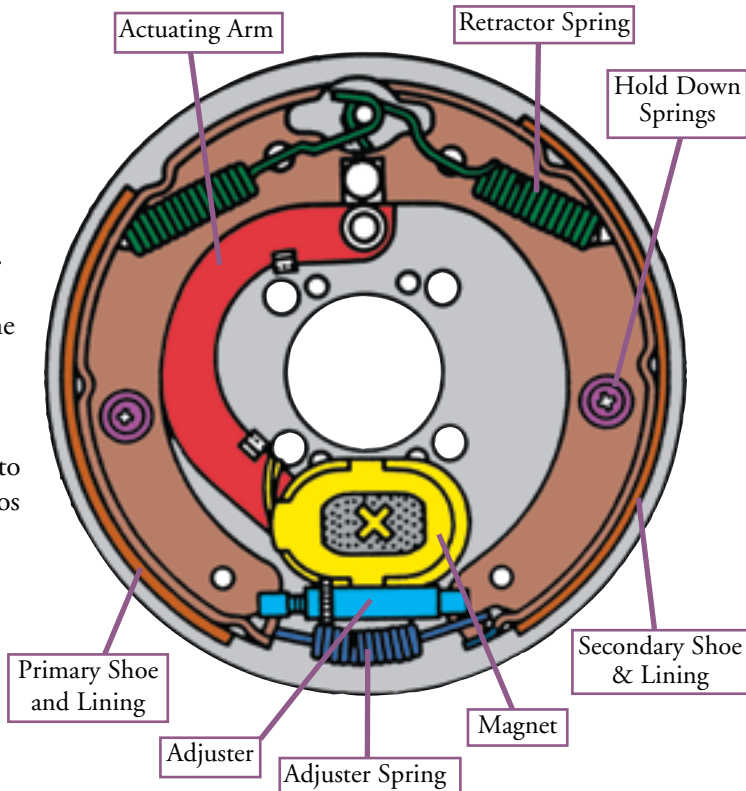
## How to Select Electric Brakes & Brake Parts

### A Few Things To Keep In Mind:

1. To determine the right or left side brake assembly, position the brake with the **magnet at the bottom**. On electric brakes, the actuating arm will always curve from the pivot pin to the magnet, toward the left for left hand brakes and toward the right for right hand brakes. (See the illustration.)
2. When ordering your brake assembly or brake replacement part, always **use both the part number and the reference number**. Both are necessary to insure prompt and correct filling of your order.
3. Sometimes the easiest, most economical way to repair a brake is to replace the complete assembly. By removing wires and a few nuts and bolts, you have **all new parts**, saving time, trouble and expense.
4. Whether you choose to replace the entire brake assembly, only individual parts in need of repair, or need new brakes to build a trailer--**We have what you need** to do the job right! We are just a telephone call away.

### Selecting Electric Brake Parts:

1. Determine the size of your brake.
  - A. Measure the diameter of the mounted brake shoe.
  - B. Measure the width of the lining
2. Determine the manufacturer of your brake.
  - A. Select the brake you have by looking at the key identification points shown in the drawing.
  - B. Check the electric brake chart for your brake and the part you need. Further identification may be made by referring to the exploded drawings and magnet photos of each brake.
3. Select the part you need. Though many parts are shown, we carry only the replacement parts numbered. The words "Parts Only" indicate that complete brake assemblies are not available.











### Using The Electric Brake Chart:

1. Find the picture that matches the assembly or the part you need.
2. The part and reference numbers are just below the picture of your assembly or part. Part and reference numbers are placed beside the photo of individual replacement parts. Use them to order what you need.
3. Double check your part against its listing in the pages which show the exploded drawings, assembly and magnet photographs.
4. Call or fax your order to our location nearest you.

### Reasons Why Brake Hardware Should Be Replaced:

1. Worn, weak return springs will cause the brake linings to drag against the drum and cause premature brake failure.
2. Hold-down springs will lose their tension and allow the brake shoes to wobble or ride up against the face of the brake drum, causing premature lining failure.
3. A frozen adjusting screw will not allow shoes to be adjusted properly.
4. Rubber dust plugs will crack with age and allow dirt to contaminate linings. (Not shown.)
5. A stretched self-adjusting cable prevents the self-adjusting lever from properly aligning the shoes. (Not shown or illustrated.)

## Complete Brake Assemblies

				
Manufacturer	7" x 1 1/4" Dexter	10" x 1 1/2" Dexter	10" x 2 1/4" Dexter	10" x 2 1/4" Dexter
Capacity Per Pair	2K	2.8K	3.5K	4.4K
Left Hand Part No.	23-47	Parts Only	23-26	23-454
Left Hand Ref. No.	180800		181600	182700
Right Hand Part No.	23-48	Parts Only	23-27	23-455
Right Hand Ref. No.	181000		181800	182750
Magnet Kit				
Part Number	BP01-068	BP01-064	BP01-115	BP01-185
Ref. No.	193580	193510	194050	195050
Brake Featured on:	Page C-9	Page C-9	Page C-10	Page C-10

BRAKE  
ASSEMBLIES



## Electric Brake Parts Replacement Chart

### Actuating Arm L.H.



Part No.	K71-325	K71-327	BP02-170	BP02-170
Ref. No.	197805	198411	199800	199800

### Actuating Arm R.H.



Part No.	K71-326	K71-328	BP02-180	BP02-180
Ref. No.	198025	198421	200000	200000

### Shoe Lining L.H.



Part No.	BP04-040	BP04-065	BP04-090	K71-672
Ref. No.	204600	204850	205200	205600

### Shoe Lining R.H.



Part No.	Same As	Same As	Same As	Same As
Ref. No.	Left Hand	Left Hand	Left Hand	Left Hand

### Shoe Hold Down Spring



Part No.	K71-361-00	K71-362-00	BP06-120	BP06-120
Ref. No.	236501	236503	212500	212500
	Spring Kit	Spring Kit		

### Shoe Return Spring



Part No.	Included in Spring Kit	Included in Spring Kit	BP07-105	BP07-105
Ref. No.	See K71-361-00 above.	See K71-361-00 above.	216625	216625

### Adjuster Spring



Part No.	Included in Spring Kit	Included in Spring Kit	BP08-070	BP08-070
Ref. No.	See K71-361-00 above.	See K71-361-00 above.	220000	220000

### Adjuster L.H.



Part No.	BP10-040	BP10-060	BP10-060	BP10-060
Ref. No.	222000	222400	222400	222400

### Adjuster R.H.



Part No.	Same As	Same As	Same As	Same As
Ref. No.	Left Hand	Left Hand	Left Hand	Left Hand



### Adjuster Plug



Part No.	BP10-220	BP10-220	BP10-220	BP10-220
Ref. No.	225100	225100	225100	225100

### Complete Brake Assemblies



Manufacturer	10" x 2 1/4" Hayes/AL-KO	10" x 2 1/4" Hayes (Old)	12" x 2" Dexter	12" x 2" Dexter Nev-R-Adjust	12" x 2" Hayes (Old)
Capacity Per Pair	3.5K	3.5K	6K	6K	5.2K
Left Hand Part No.	60202803	Parts Only	23-105	23-458	Parts Only
Left Hand Ref. No.	182300		182900	183100	
Right Hand Part No.	60202703	Parts Only	23-106	23-459	Parts Only
Right Hand Ref. No.	182350		183000	183150	
Magnet Kit					
Part Number	BP01-110	BP01-090	BP01-185	BP01-185	BP01-160
Ref. No.	194000	193800	195050	195050	194600
Brake Featured on:	Page C-10	Page C-10	Page C-11	Page C-11	Page C-12



### Electric Brake Parts Replacement Chart

#### Actuating Arm L.H.



Part No.	N/A	N/A	BP02-230	N/A
Ref. No.	N/A	N/A	201400	N/A

#### Actuating Arm R.H.



Part No.	N/A	N/A	BP02-240	N/A
Ref. No.	N/A	N/A	201600	N/A

#### Shoe Lining L.H.



Part No.	BP04-100	BP04-100	BP04-150	K71-673	BP04-185
Ref. No.	205400	205400	205950	205960	206725

#### Shoe Lining R.H.



Part No.	Same As Left Hand	Same As Left Hand	Same As Left Hand	K71-674	Same As Left Hand
Ref. No.				205965	

#### Shoe Hold Down Spring



Part No.	BP06-120	BP06-120	BP06-090	BP06-090
Ref. No.	212500	212500	212400	212400

#### Shoe Return Spring



Part No.	BP07-110	BP07-110	BP07-105	BP07-150
Ref. No.	216650	216650	216625	217400

#### Adjuster Spring



Part No.	BP08-070	BP08-070	BP08-070	BP08-070
Ref. No.	220000	220000	220000	220000

#### Adjuster L.H.



Part No.	BP10-060	BP10-060	BP10-060	BP10-060
Ref. No.	222400	222400	222400	222400

#### Adjuster R.H.



Part No.	Same As Left Hand	Same As Left Hand	Same As Left Hand	Same As Left Hand
Ref. No.				

#### Adjuster Plug



Part No.	BP10-220	BP10-220	BP10-220	BP10-220
Ref. No.	225100	225100	225100	225100









## Complete Brake Assemblies

				
Manufacturer	12" x 2" Dexter	12" x 2" Dexter Nev-R-Adjust	12" x 2" Hayes/AL-KO	12" x 3 3/8" Hayes/AL-KO
Capacity Per Pair	7K	7K	7K	8K
Left Hand Part No.	23-180	23-464	60208712	60204403
Left Hand Ref. No.	184400	184625	185100	185600
Right Hand Part No.	23-181	23-465	60208713	60204303
Right Hand Ref. No.	184600	184650	185150	185800
Magnet Kit				
Part Number	BP01-225	BP01-225	BP01-180	BP01-285
Ref. No.	195850	195850	195000	197100
Brake Featured on:	Page C-11	Page C-11	Page C-12	Page C-14









BRAKE  
ASSEMBLIES



## Electric Brake Parts Replacement Chart

<b>Actuating Arm L.H.</b>				
	Part No.	BP02-230	BP02-224	BP02-305
	Ref. No.	201400	201225	203050
<b>Actuating Arm R.H.</b>				
	Part No.	BP02-240	BP02-228	BP02-303
	Ref. No.	201600	201250	203025
<b>Shoe Lining L.H.</b>				
	Part No.	BP04-180	K71-675	BP04-185
	Ref. No.	206700	206705	206725
				BP04-220
				207800
<b>Shoe Lining R.H.</b>				
	Part No.	Same As	K71-676	Same As
	Ref. No.	Left Hand	206710	Left Hand
				Left Hand
<b>Shoe Hold Down Spring</b>				
	Part No.	BP06-090	BP06-090	BP06-195
	Ref. No.	212400	212400	213500
<b>Shoe Return Spring</b>				
	Part No.	BP07-105	BP07-150	N/A
	Ref. No.	216625	217400	N/A
<b>Adjuster Spring</b>				
	Part No.	BP08-070	BP08-070	568239
	Ref. No.	220000	220000	221601
<b>Adjuster L.H.</b>				
	Part No.	BP10-060	BP10-060	BP10-120
	Ref. No.	222400	222400	223400
<b>Adjuster R.H.</b>				
	Part No.	Same As	Same As	BP10-110
	Ref. No.	Left Hand	Left Hand	223200
<b>Adjuster Plug</b>				
	Part No.	BP10-220	BP10-220	N/A
	Ref. No.	225100	225100	N/A


### Complete Brake Assemblies

	Stamped Backing Plate	Cast Backing Plate	Stamped Backing Plate	Cast Backing Plate
				
Manufacturer	12 1/4" x 2 1/2" Dexter	12 1/4" x 2 1/2" Dexter	12 1/4" x 3 3/8" Dexter 4-Bolt	12 1/4" x 3 3/8" Dexter 4-Bolt
Capacity Per Pair	7.2K	7.2K	8K - 9K (Old)	8K - 9K
Left Hand Part No.	23-370*	23-429	Parts Only	23-434
Left Hand Ref. No.	185400	185420		186110
Right Hand Part No.	23-369*	23-428	Parts Only	23-435
Right Hand Ref. No.	185300	185410		186210
Magnet Kit				
Part Number	Red Wire BP01-255	Red Wire BP01-255	White Wire BP01-265	White Wire BP01-265
Ref. No.	196650	196650	196700	196700
Brake Featured on:	Page C-14	Page C-14	Page C-15	Page C-15











\* 9 Bolt Flange - See page C-14 for 4 Bolt version



### Electric Brake Parts Replacement Chart

<b>Actuating Arm L.H.</b>					
	Part No.	47-124-5	47-124-5	BP02-315	BP02-315
	Ref. No.	202401	202401	203300	203300
<b>Actuating Arm R.H.</b>					
	Part No.	47-125-5	47-125-5	BP02-325	BP02-325
	Ref. No.	202501	202501	203500	203500
<b>Shoe Lining L.H.</b>					
	Part No.	BP04-235	BP04-236	BP04-240	BP04-245
	Ref. No.	208100	208110	208200	208300
<b>Shoe Lining R.H.</b>					
	Part No.	Same As Left Hand	BP04-238	BP04-250	BP04-255
	Ref. No.		208120	208400	208500
<b>Shoe Hold Down Spring</b>					
	Part No.	BP06-240	N/A	BP06-240	N/A
	Ref. No.	214400	N/A	214400	N/A
<b>Shoe Return Spring</b>					
	Part No.	BP07-190	BP07-190	BP07-225	BP07-190
	Ref. No.	218000	218000	218900	218000
<b>Adjuster Spring</b>					
	Part No.	K71-411-00	K71-411-00	BP08-150	BP08-155
	Ref. No.	222905	222905	220900	220910
<b>Adjuster L.H.</b>					
	Part No.	K71-411-00	K71-411-00	BP10-135	BP10-136
	Ref. No.	222905	222905	223700	223710
<b>Adjuster R.H.</b>					
	Part No.	Same As Left Hand	BP10-146	BP10-145	BP10-146
	Ref. No.		223910	223900	223910

## Complete Brake Assemblies

	Stamped Backing Plate	Cast Backing Plate			Stamped Backing Plate
					
Manufacturer	12 1/4" x 3 3/8" Dexter 7-Bolt	12 1/4" x 3 3/8" Dexter 7-Bolt	12 1/4" x 3 1/2" Warner	12 1/4" x 3 1/2" Hayes/AL-KO	12 1/4" x 4" Dexter
Capacity Per Pair	9K - 10K GD Parts Only	9K - 10K GD	10K	9K - 12K	10K Parts Only
Left Hand Part No.		23-450	1301-13	10257	
Left Hand Ref. No.		186235	186400	186700	
Right Hand Part No.		23-451	1301-12	10259	
Right Hand Ref. No.		186255	186600	186900	
Magnet Kit					
	Yellow Wire	Yellow Wire			Yellow Wire
Part Number	BP01-301	BP01-301	BP01-270	BP01-285	BP01-301
Ref. No.	197410	197410	196800	197100	197410
Brake Featured on:	Page C-16	Page C-16	Page C-17	Page C-17	Page C-18

BRAKE ASSEMBLIES



## Electric Brake Parts Replacement Chart

### Actuating Arm L.H.



Part No.	BP02-315	BP02-315	1301-100-016	BP02-305	BP02-315
Ref. No.	203300	203300	203801	203050	203300

### Actuating Arm R.H.



Part No.	BP02-325	BP02-325	1301-100-015	BP02-303	BP02-325
Ref. No.	203500	203500	203601	203025	203500

### Shoe Lining L.H.



Part No.	BP04-240	BP04-245	BP04-280	BP04-290	BP04-320
Ref. No.	208200	208300	209000	209200	209600

### Shoe Lining R.H.



Part No.	BP04-250	BP04-255	Same As Left Hand	Same As Left Hand	BP04-330
Ref. No.	208400	208500			209800

### Shoe Hold Down Spring



Part No.	BP06-240	N/A	1301-100-007	BP06-195	BP06-240
Ref. No.	214400	N/A	215601	213500	214400

### Shoe Return Spring



Part No.	BP07-225	BP07-190	BP07-175	N/A	BP07-225
Ref. No.	218900	218000	217700	N/A	218900

### Adjuster Spring



Part No.	BP08-150	BP08-155	BP08-120	568239	BP08-150
Ref. No.	220900	220910	220400	221601	220900

### Adjuster L.H.













Part No.	BP10-135	BP10-136	BP10-080	BP10-120	BP10-135
Ref. No.	223700	223710	222800	223400	223700

### Adjuster R.H.



Part No.	BP10-145	BP10-146	Same As Left Hand	BP10-110	BP10-145
Ref. No.	223900	223910		223200	223900

### Complete Brake Assemblies

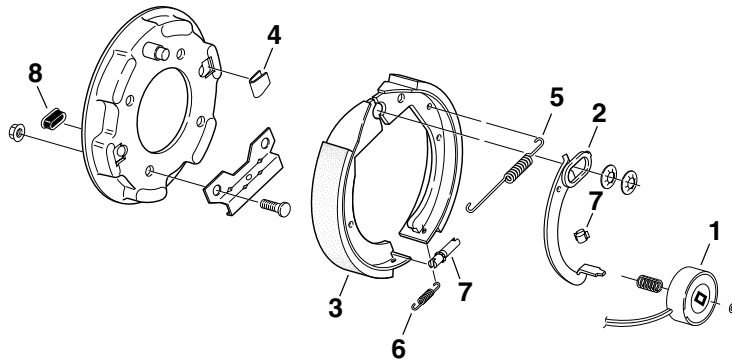
	Cast Backing Plate	Stamped Backing Plate	Cast Backing Plate	Stamped Backing Plate	Cast Backing Plate
					
Manufacturer	12 1/4" x 4" Dexter	12 1/4" x 5" Dexter	12 1/4" x 5" Dexter	12 1/4" x 5" Dexter	12 1/4" x 5" Dexter
Capacity Per Pair	10K	12K	12K	15K	15K
Left Hand Part No.	23-438	Parts Only	23-442	Parts Only	23-446
Left Hand Ref. No.	188060		188445		188830
Right Hand Part No.	23-439		23-443		23-447
Right Hand Ref. No.	188080		188455		188840
Magnet Kit					
	Yellow Wire	Black Wire	Black Wire	Blue Wire	Blue Wire
Part Number	BP01-301	BP01-306	BP01-306	BP01-311	BP01-311
Ref. No.	197410	197430	197430	197625	197625
Brake Featured on:	Page C-18	Page C-19	Page C-19	Page C-19	Page C-19



### Electric Brake Parts Replacement Chart

<b>Actuating Arm L.H.</b>						
	Part No.	BP02-315	47-123-36	47-123-36	47-123-36	47-123-36
	Ref. No.	203300	204230	204230	204230	204230
<b>Actuating Arm R.H.</b>						
	Part No.	BP02-325	47-123-35	47-123-35	47-123-35	47-123-35
	Ref. No.	203500	204235	204235	204235	204235
<b>Shoe Lining L.H.</b>						
	Part No.	BP04-325	BP04-360	BP04-365	BP04-360	BP04-365
	Ref. No.	209610	210400	210410	210400	210410
<b>Shoe Lining R.H.</b>						
	Part No.	BP04-335	BP04-370	BP04-375	BP04-370	BP04-375
	Ref. No.	209810	210600	210610	210600	210610
<b>Shoe Hold Down Spring</b>						
	Part No.	N/A	BP06-240	N/A	BP06-240	N/A
	Ref. No.	N/A	214400	N/A	214400	N/A
<b>Shoe Return Spring</b>						
	Part No.	BP07-190	BP07-225	BP07-190	BP07-225	BP07-190
	Ref. No.	218000	218900	218000	218900	218000
<b>Shoe Return Spring</b>						
	Part No.	BP08-155	BP08-150	BP08-155	BP08-150	BP08-155
	Ref. No.	220910	220900	220910	220900	220910
<b>Adjuster L.H.</b>						
	Part No.	BP10-136	BP10-135	BP10-136	BP10-135	BP10-136
	Ref. No.	223710	223700	223710	223700	223710
<b>Adjuster L.H.</b>						
	Part No.	BP10-146	BP10-145	BP10-146	BP10-145	BP10-146
	Ref. No.	223910	223900	223910	223900	223910

## Dexter 7" x 1 1/4" Electric



BRAKE ASSEMBLIES

### Dexter 7" x 1 1/4" Electric Brake Assemblies

\* Capacity: 2,000 lbs. per pair

PART NO.	REF. NO.	DESCRIPTION
23-47	180800	LEFT BRAKE (SHOWN IN PHOTO)
23-48	181000	RIGHT BRAKE

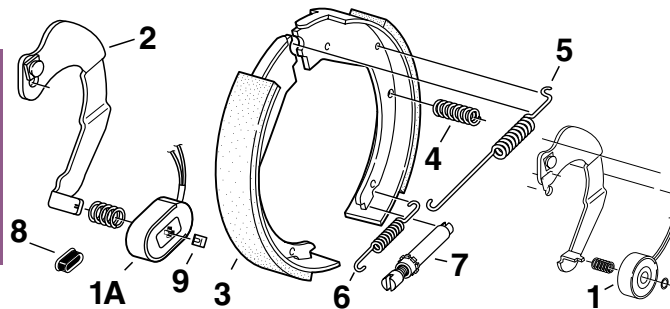
### Replacement Parts

PART NO.	REF. NO.	DESCRIPTION	ITEM
BP01-068	193580	MAGNET KIT	1
K71-325	197805	ACTUATING ARM, LEFT HAND	2
K71-326	198025	ACTUATING ARM, RIGHT HAND	2
BP04-040	204600	SHOE & LINING (1 WHEEL)	3
K71-361-00	236501	BRAKE SPRING SET (1 WHEEL)	4, 5, 6
BP10-040	222000	ADJUSTER	7
BP10-220	225100	ADJUSTER DUST PLUG, PKG OF 4	8
BP19-001	236502	MAGNET RETAINER CLIP FOR OVAL MAGNET, PKG OF 4	N/A



## Dexter 10" x 1 1/2" Electric

- Since this brake is welded on Dexter's 2.8K axle, only the following replacement parts are available.
- Axles manufactured after 9/99 will accept 10" x 2 1/4" brakes.

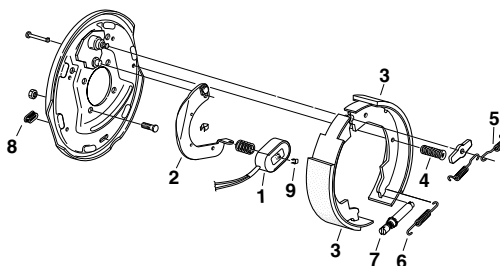


### Replacement Parts

PART NO.	REF. NO.	DESCRIPTION	ITEM
BP01-068	193580	MAGNET KIT, ROUND	1
BP01-064	193510	MAGNET KIT, OVAL	1A
K71-327	198411	ACTUATING ARM, LEFT HAND, FOR OVAL MAGNET	2
K71-328	198421	ACTUATING ARM, RIGHT HAND, FOR OVAL MAGNET	2
BP04-065	204850	SHOE & LINING (1 WHEEL)	3
K71-362-00	236503	BRAKE SPRING SET (1 WHEEL)	4, 5, 6
BP10-060	222400	ADJUSTER	7
BP10-220	225100	ADJUSTER DUST PLUG, PKG OF 4	8
BP19-001	236502	MAGNET RETAINER CLIP FOR OVAL MAGNET, PKG OF 4	9



## Dexter 10" x 2 1/4" Electric



BRAKE ASSEMBLIES



### Dexter 10" x 2 1/4" Electric Brake Assemblies

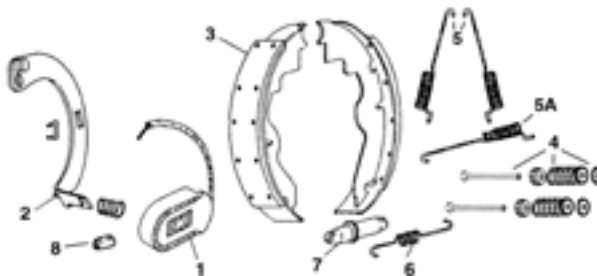
\* Capacity: 3,500 and 4,400 lbs. per pair

PART NO.	REF. NO.	DESCRIPTION
23-26	181600	LEFT BRAKE (SHOWN IN PHOTO) 3.5K
23-27	181800	RIGHT BRAKE 3.5K
EB01-100	188860	LEFT BRAKE W/ HARDWARE, PKGD 3.5K
EB01-105	188865	RIGHT BRAKE W/ HARDWARE, PKGD 3.5K
23-454	182700	LEFT BRAKE, 10" X 2.25", DEXTER 4.4K PER PAIR
23-455	182750	RIGHT BRAKE, 10" X 2.25", DEXTER 4.4K PER PAIR

### Replacement Parts

PART NO.	REF. NO.	DESCRIPTION	ITEM
BP01-110	194000	MAGNET KIT, 3.5K	1
BP01-115	194050	MAGNET KIT (GREEN WIRE), GENUINE DEXTER W/ PROTECTIVE WIRE SLEEVE, 3.5K	1
BP01-185	195050	MAGNET KIT (WHITE WIRE) 4.4K	1
BP02-170	199800	ACTUATING ARM, LEFT HAND	2
BP02-180	200000	ACTUATING ARM, RIGHT HAND	2
BP04-090	205200	SHOE & LINING (1 WHEEL) 3.5K	3
K71-672	205600	SHOE & LINING (1 WHEEL) 4.4K	3
BP06-120	212500	SHOE HOLD DOWN SPRINGS	4
BP07-105	216625	SHOE RETURN SPRINGS (QTY 2)	5
BP08-070	220000	ADJUSTER SPRINGS	6
BP10-060	222400	ADJUSTER	7
BP10-220	225100	ADJUSTER DUST PLUG, PKG OF 4	8
BP19-001	236502	MAGNET RETAINER CLIP FOR OVAL MAGNET, PKG OF 4	9

## Hayes/AL-KO 10" x 2 1/4" Electric



- Capacity: 3,500 lbs. per pair
- In late 1987, brake was redesigned to use oval style magnet, replacing round magnet. Old style magnets and replacement parts are available, complete assemblies are not.

### Hayes/AL-KO 10" x 2 1/4" Electric Brake Assemblies

PART NO.	REF. NO.	DESCRIPTION
60202803	182300	LEFT BRAKE (SHOWN IN PHOTO)
60202703	182350	RIGHT BRAKE

### Replacement Parts

PART NO.	REF. NO.	DESCRIPTION	ITEM
BP01-090	193800	MAGNET KIT (OLD STYLE)	N/S
BP01-110	194000	MAGNET KIT	1
BP04-100	205400	SHOE & LINING (1 WHEEL)	3
BP06-120	212500	SHOE HOLD DOWN SPRINGS	4
BP07-105	216625	SHOE RETURN SPRING, DUAL RETURN, PKG OF 2	5
BP07-110	216650	SHOE RETURN SPRING, SINGLE RETURN	5A
BP08-070	220000	ADJUSTER SPRING	6
BP10-060	222400	ADJUSTER	7
BP10-220	225100	ADJUSTER DUST PLUG, PKG OF 4	8
BP19-001	236502	MAGNET RETAINER CLIP FOR OVAL MAGNET, PKG OF 4	N/S

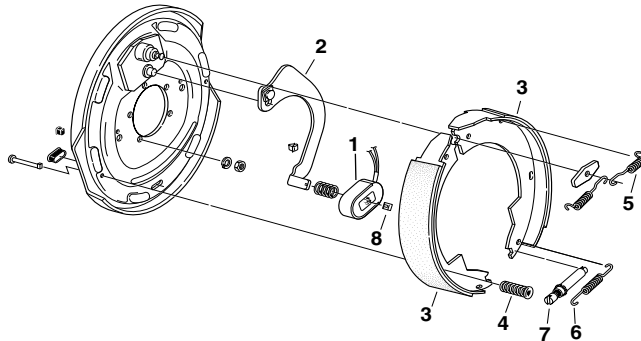
New



Old



## Dexter 12" x 2" Electric



BRAKE ASSEMBLIES

### Dexter 12" x 2" Electric Brake Assemblies

\* Capacity: 6,000 & 7,000 lbs. per pair

PART NO.	REF. NO.	DESCRIPTION
23-105	182900	LEFT BRAKE (SHOWN IN PHOTO), 6K
23-106	183000	RIGHT BRAKE, 6K
23-458	183100	LEFT BRAKE, 6K NEV-R-ADJUST (SHOWN IN PHOTO)
23-459	183150	RIGHT BRAKE, 6K NEV-R-ADJUST
23-180	184400	LEFT BRAKE, 7K
23-181	184600	RIGHT BRAKE, 7K
23-464	184625	LEFT BRAKE, 7K NEV-R-ADJUST
23-465	184650	RIGHT BRAKE, 7K NEV-R-ADJUST
EB01-120	188890	LEFT BRAKE W/ HARDWARE, PKGD 6K
EB01-125	188895	RIGHT BRAKE W/ HARDWARE, PKGD 6K

### Replacement Parts

PART NO.	REF. NO.	DESCRIPTION	ITEM
BP01-180	195000	MAGNET KIT, 6K (WHITE WIRE)	
BP01-185	195050	MAGNET KIT, 6K (WHITE WIRE, GENUINE DEXTER) W/ PROTECTIVE WIRE SLEEVE	1
BP01-225	195850	MAGNET KIT, 7K (BLACK WIRE), GENUINE DEXTER W/ PROTECTIVE WIRE SLEEVE	1
BP02-230	201400	ACTUATING ARM, LEFT HAND	2
BP02-240	201600	ACTUATING ARM, RIGHT HAND	2
BP04-150	205950	SHOE & LINING (1 WHEEL) 6K	3
K71-673	205960	SHOE & LINING (1 WHEEL) 6K NEV-R-ADJUST LH	N/S
K71-674	205965	SHOE & LINING (1 WHEEL) 6K NEV-R-ADJUST RH	N/S
BP04-180	206700	SHOE & LINING (1 WHEEL) 7K	3
K71-675	206705	SHOE & LINING (1 WHEEL) 7K NEV-R-ADJUST LH	N/S
K71-676	206710	SHOE & LINING (1 WHEEL) 7K NEV-R-ADJUST RH	N/S
BP06-090	212400	SHOE HOLD DOWN SPRING	4
BP07-150	217400	SHOE RETURN SPRING, SINGLE RETURN	N/S
BP07-105	216625	SHOE RETURN SPRING, DUAL RETURN, PKG OF 2	5
BP08-070	220000	ADJUSTER SPRING	6
BP10-060	222400	ADJUSTER	7
BP10-220	225100	ADJUSTER DUST PLUG, PKG OF 4	N/S
BP19-001	236502	MAGNET RETAINER CLIP FOR OVAL MAGNET, PKG OF 4	8



Standard Manual Adjust



## Dexter 12" x 2" Mobile Home Electric



### Replacement Parts

Mobile home brakes are designed to be used solely for the purpose of transporting mobile homes. They are welded directly to the axle; therefore complete assemblies are not available and only the following replacement part is available.

PART NO.	REF. NO.	DESCRIPTION	ITEM
BP01-140	194200	MAGNET KIT (BLACK WIRE)	1



## Hayes/AL-KO 12" x 2" Electric



- Capacity: 7,000 lbs. per pair
- In late 1987, brake was redesigned to use oval style magnet, replacing round magnet. Old style magnets and replacement parts are available, complete assemblies are not.

BRAKE ASSEMBLIES



New



Old



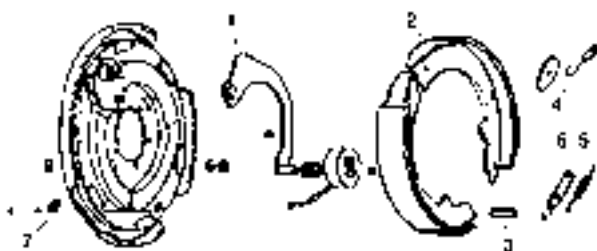
### Hayes/AL-KO 12" x 2" Electric Brake Assemblies

PART NO.	REF. NO.	DESCRIPTION
60208712	185100	LEFT BRAKE, 7K
60208713	185150	RIGHT BRAKE, 7K

### Replacement Parts

PART NO.	REF. NO.	DESCRIPTION	ITEM
BP01-160	194600	MAGNET KIT, ROUND (OLD STYLE 5.2K)	N/S
BP01-180	195000	MAGNET KIT, OVAL (NEW STYLE)	1
BP02-224	201225	ACTUATING ARM, LEFT HAND (NEW STYLE)	2
BP02-228	201250	ACTUATING ARM, RIGHT HAND (NEW STYLE)	2
BP04-185	206725	SHOE & LINING (1 WHEEL)	3
BP06-090	212400	SHOE HOLD DOWN SPRING	4
BP07-150	217400	SHOE RETURN SPRING, SINGLE RETURN	5
BP08-070	220000	ADJUSTER SPRING	6
BP10-060	222400	ADJUSTER	7
BP10-220	225100	ADJUSTER DUST PLUG, PKG OF 4	8
BP19-001	236502	MAGNET RETAINER CLIP FOR OVAL MAGNET, PKG OF 4	N/A

## Foreman 12" x 2" Electric



- Due to production being discontinued in 1980, only the following replacement parts are available.
- Please do not confuse this brake or magnet with the mobile home brake. (See C-11 for mobile home brake.) The magnet size is different and the Foreman magnet had white wire leads.



### Replacement Parts

PART NO.	REF. NO.	DESCRIPTION	ITEM
BP04-150	205950	SHOE & LINING (1 WHEEL)	2
BP06-090	212400	SHOE HOLD DOWN SPRINGS	3
BP07-105	216625	SHOE RETURN SPRING, PKG OF 2	4
BP08-070	220000	ADJUSTER SPRING	5
BP10-060	222400	ADJUSTER	6
BP10-220	225100	ADJUSTER DUST PLUG, PKG OF 4	7

## Fayette 12" x 2" Electric



- Due to production being discontinued in 1984, only the following replacement parts are available.

Replacement Parts		
PART NO.	REF. NO.	DESCRIPTION
BP04-150	205950	SHOE & LINING (1 WHEEL)
BP06-090	212400	SHOE HOLD DOWN SPRINGS
BP08-070	220000	ADJUSTER SPRING
BP07-150	217400	SHOE RETURN SPRING
BP10-060	222400	ADJUSTER
BP10-220	225100	ADJUSTER DUST PLUG, PKG OF 4

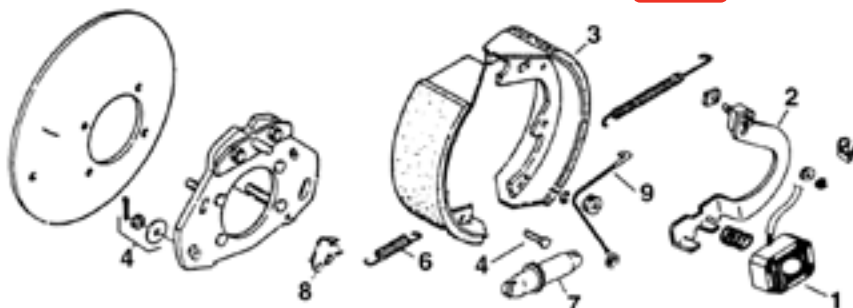


BRAKE ASSEMBLIES

## Hayes/AL-KO 12" x 3 3/8" Electric



- Capacity: 8,000 lbs. per pair
- In 1995 this brake was redesigned to use the ventilated magnet, replacing the round magnet.



### Hayes/AL-KO 12" x 3 3/8" Electric Brake Assemblies

PART NO.	REF. NO.	DESCRIPTION
60204403	185600	LEFT BRAKE (SHOWN IN PHOTO)
60204303	185800	RIGHT BRAKE

Replacement Parts			ITEM
PART NO.	REF. NO.	DESCRIPTION	
BP01-285	197100	MAGNET KIT, 8K, VENTILATED DESIGN, AFTER 1995	1
BP04-220	207800	SHOE & LINING (1 WHEEL)	3
BP06-195	213500	SHOE HOLD DOWN KIT (1 WHEEL)	4
568239	221601	ADJUSTER SPRING	6
BP10-110	223200	ADJUSTER, RIGHT HAND	7
BP10-120	223400	ADJUSTER, LEFT HAND	7
568253	224605	ADJUSTER LEVER, RIGHT HAND	8
568254	224805	ADJUSTER LEVER, LEFT HAND	8
568245	225799	ADJUSTER CABLE	9



New

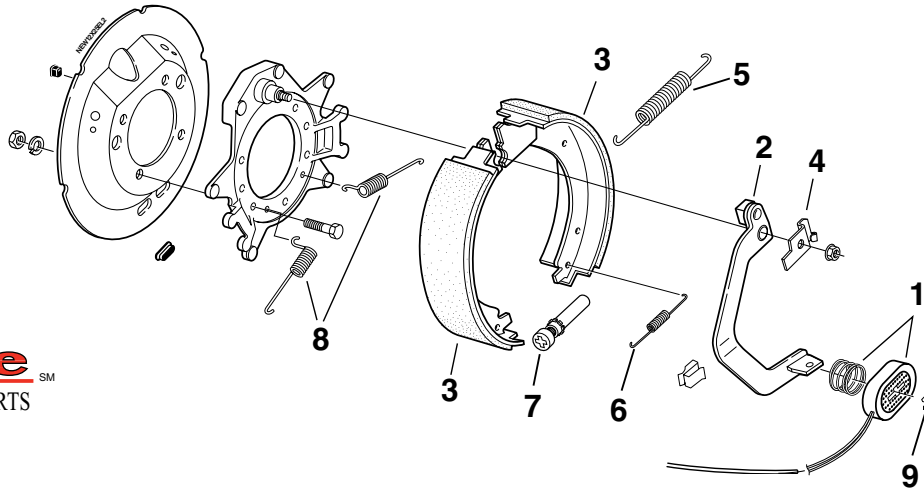


Old

## Dexter 12 1/4" x 2 1/2" Electric



BRAKE  
ASSEMBLIES



### Dexter 12 1/4" x 2 1/2" Electric Brake Assemblies

\* Capacity: 7,200 lbs. per pair

\* This brake was redesigned in May 2000. New design utilizes a cast backing plate.

PART NO.	REF. NO.	DESCRIPTION
23-369	185300	RIGHT BRAKE, 9 BOLT, STAMPED BACKING PLATE (SHOWN IN PHOTO)
23-370	185400	LEFT BRAKE, 9 BOLT, STAMPED BACKING PLATE
23-428	185410	LEFT BRAKE, 4 BOLT, CAST BACKING PLATE
23-429	185420	RIGHT BRAKE, 4 BOLT, CAST BACKING PLATE

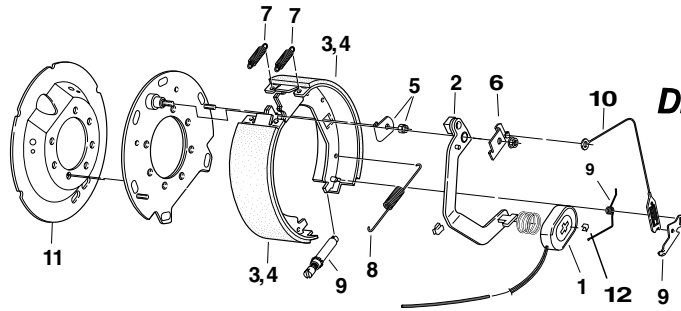
### Replacement Parts

PART NO.	REF. NO.	DESCRIPTION	ITEM
BP01-255	196650	MAGNET KIT, OVAL (RED WIRE)	1
47-124-5	202401	ACTUATING ARM, LEFT HAND	2
47-125-5	202501	ACTUATING ARM, RIGHT HAND	N/S
BP04-235	208100	SHOE & LINING (1 WHEEL), STAMPED BACKING PLATE	N/S
BP04-236	208110	SHOE & LINING, CAST BACKING PLATE, LH	3
BP04-238	208120	SHOE & LINING, CAST BACKING PLATE, RH	N/S
71-455-1	215205	ARM / SHOE RETAINER, LH	4
71-455-2	215405	ARM / SHOE RETAINER, RH	N/S
BP07-190	218000	SHOE RETURN SPRING	5
K71-411-00	222905	ADJUSTER & SPRING KIT	6, 7
BP07-185	217750	SHOE CENTERING SPRING	8
BP19-005	236505	MAGNET RETAINER CLIP, PKG OF 4	9



## Dexter - 4 Bolt Flange - 12 1/4" x 3 3/8" Electric

- Capacity: 9,000 lbs. per pair
- In October 1989, the 9,000 lb. brake was changed from a 4 bolt to a 7 bolt. (See next page for 7 bolt brake.)
- September 1992, the magnet was upgraded to an oval design for increased efficiency and magnet life. The old style is no longer available.
- Redesigned with forward self-adjust feature in June of 1996.
- Redesigned with a cast backing plate in May of 2000. (Below)



BRAKE ASSEMBLIES

PART NO.	REF. NO.	DESCRIPTION	ITEM
BP01-265	196700	MAGNET KIT, 8K OVAL (WHITE WIRE)	1
BP01-301	197410	MAGNET KIT, 9K - 10K OVAL (YELLOW WIRE)	1
BP02-315	203300	ACTUATING ARM, LEFT HAND	N/S
BP02-325	203500	ACTUATING ARM, RIGHT HAND	N/S
BP02-327	203550	ACTUATING ARM, LEFT HAND FOR FORWARD ADJUST	2
BP02-328	203560	ACTUATING ARM, RIGHT HAND FOR FORWARD ADJUST	N/S
BP04-240	208200	SHOE & LINING (1 WHEEL) LEFT HAND	3
BP04-250	208400	SHOE & LINING (1 WHEEL) RIGHT HAND	4
BP06-240	214400	SHOE HOLD DOWN KIT (1 WHEEL)	5
71-455-1	215205	ACTUATING ARM RETAINER, LEFT HAND	6
71-455-2	215405	ACTUATING ARM RETAINER, RIGHT HAND	6
BP07-225	218900	SHOE RETURN SPRING SET (1 EA. GREEN & BLACK)	7
BP08-150	220900	ADJUSTER SPRING	8
BP10-135	223700	ADJUSTER, LEVER & SPRING, LEFT HAND	9
BP10-145	223900	ADJUSTER, LEVER & SPRING, RIGHT HAND	9
BP13-020	225400	ADJUSTER CABLE, 10.5" LONG	10
BP15-015	227700	BRAKE DUST SHIELD METAL (1-PIECE) FOR DROP SPNDL, 4 BOLT 8K	11
BP19-005	236505	MAGNET RETAINER CLIP, QTY 4	12



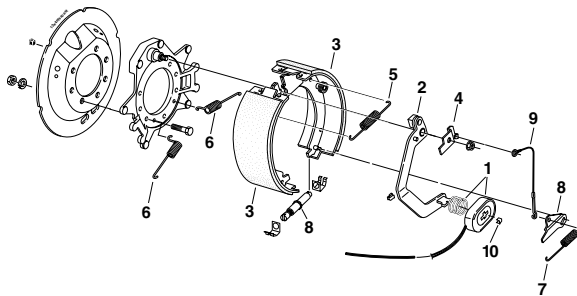
New



New



Old

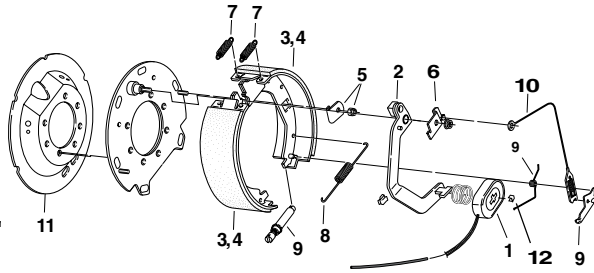


PART NO.	REF. NO.	DESCRIPTION
23-434	186110	LEFT BRAKE, 4 BOLT
23-435	186210	RIGHT BRAKE, 4 BOLT (SHOWN IN PHOTO)

Replacement Parts			
PART NO.	REF. NO.	DESCRIPTION	ITEM
BP01-265	196700	MAGNET KIT, 8K OVAL (WHITE WIRE)	1
BP02-327	203550	ACTUATING ARM, LEFT HAND FOR FORWARD ADJUST	2
BP02-328	203560	ACTUATING ARM, RIGHT HAND FOR FORWARD ADJUST	N/S
BP04-245	208300	SHOE & LINING (1 WHEEL) LH	3
BP04-255	208500	SHOE & LINING (1 WHEEL) RH	N/S
71-455-1	215205	ACT ARM/SHOE RETAINER, LH	4
71-455-2	215405	ACT ARM/SHOE RETAINER, RH	N/S
BP07-190	218000	SHOE RETURN SPRING	5
BP07-195	218100	SHOE CENTERING SPRING	6
BP08-155	220910	ADJUSTER SPRING	7
BP10-136	223710	ADJUSTER & LEVER, LH	8
BP10-146	223910	ADJUSTER & LEVER, RH	N/S
BP13-022	225402	ADJUSTER CABLE, 10" LONG	9
BP19-005	236505	MAGNET RETAINER CLIP	10



## Dexter - 7 Bolt Flange 12 1/4" x 3 3/8" Electric




- Capacity: 10,000 lbs. per pair
- In October 1989, the 9,000 lb brake was changed from a 4 bolt to a 7 bolt.
- In September 1992, the magnet was upgraded to an oval design for increased efficiency and magnet life.
- Redesigned with forward adjust feature in June of 1996.
- Redesigned with cast backing plate in May of 2000. (See below)

BRAKE ASSEMBLIES

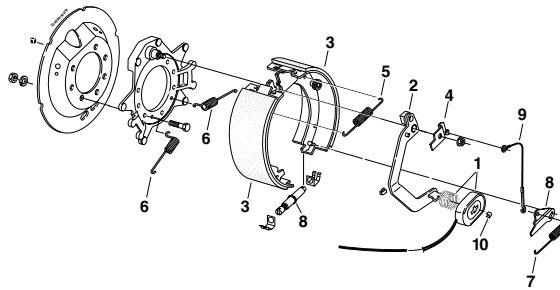
### Replacement Parts Stamped Backing Plate

PART NO.	REF. NO.	DESCRIPTION	ITEM
BP01-301	197410	MAGNET KIT, 9K & 10K GD "NEW STYLE OVAL" (YELLOW WIRE)	1
BP02-315	203300	ACTUATING ARM, LEFT HAND FOR NEW STYLE OVAL MAGNET	N/S
BP02-325	203500	ACTUATING ARM, RIGHT HAND FOR NEW STYLE OVAL MAGNET	N/S
BP02-327	203550	ACTUATING ARM, LEFT HAND FOR FORWARD ADJUST BRAKE	2
BP02-328	203560	ACTUATING ARM, RIGHT HAND FOR FORWARD ADJUST BRAKE	N/S
BP04-240	208200	SHOE & LINING (1 WHEEL) LEFT HAND	3
BP04-250	208400	SHOE & LINING (1 WHEEL) RIGHT HAND	4
BP06-240	214400	SHOE HOLD DOWN KIT (1 WHEEL)	5
71-455-1	215205	ACTUATING ARM RETAINER, LEFT HAND	6
71-455-2	215405	ACTUATING ARM RETAINER, RIGHT HAND	N/S
BP07-225	218900	SHOE RETURN SPRING SET (1 EA. GREEN & BLACK)	7
BP08-150	220900	ADJUSTER SPRING	8
BP10-135	223700	ADJUSTER, LEVER & SPRING, LEFT HAND	9
BP10-145	223900	ADJUSTER, LEVER & SPRING, RIGHT HAND	N/S
BP13-020	225400	ADJUSTER CABLE	10
BP15-085	229100	BRAKE DUST SHIELD METAL (1-PIECE) 7 BOLT	11
BP19-005	236505	MAGNET RETAINER CLIP, QTY 4	12

New



Old



### Brake Assemblies Cast Backing Plate

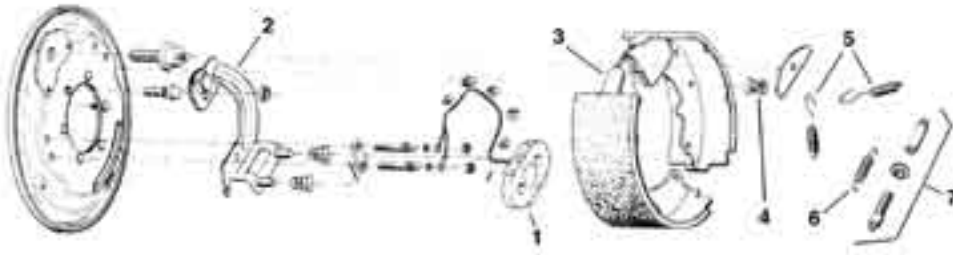
PART NO.	REF. NO.	DESCRIPTION
23-450	186235	LEFT BRAKE, 9K & 10K GD, 7 BOLT (SHOWN IN PHOTO)
23-451	186255	RIGHT BRAKE, 9K & 10K GD, 7 BOLT

### Replacement Parts

PART NO.	REF. NO.	DESCRIPTION	ITEM
BP01-301	197410	MAGNET KIT, 9K & 10K GD, "NEW STYLE OVAL" (YELLOW WIRE)	1
BP02-327	203550	ACTUATING ARM, LEFT HAND FOR FORWARD ADJUST BRAKE	2
BP02-328	203560	ACTUATING ARM, RIGHT HAND FOR FORWARD ADJUST BRAKE	N/S
BP04-245	208300	SHOE & LINING (1 WHEEL) LEFT HAND	3
BP04-255	208500	SHOE & LINING (1 WHEEL) RIGHT HAND	N/S
71-455-1	215205	ARM/SHOE RETAINER, LEFT HAND	4
71-455-2	215405	ARM/SHOE RETAINER, RIGHT HAND	N/S
BP07-190	218000	SHOE RETURN SPRING SET	5
BP07-195	218100	SHOE CENTERING SPRING	6
BP08-155	220910	ADJUSTER SPRING	7
BP10-136	223710	ADJUSTER & LEVER, LEFT HAND	8
BP10-146	223910	ADJUSTER & LEVER, RIGHT HAND	8
BP13-022	225402	ADJUSTER CABLE	9
BP19-005	236505	MAGNET RETAINER CLIP, QTY 4	10



## Warner 12 1/4" x 3 1/2" Electric



### Warner 12 1/4" x 3 1/2" Electric Brake Assemblies

\* Capacity: 10,000 lbs. per pair

PART NO.	REF. NO.	DESCRIPTION
1301-13	186400	LEFT BRAKE (SHOWN IN PHOTO)
1301-12	186600	RIGHT BRAKE

### Replacement Parts

PART NO.	REF. NO.	DESCRIPTION	ITEM
BP01-270	196800	MAGNET KIT	1
1301-100-015	203601	ACTUATING ARM, RIGHT HAND	2
1301-100-016	203801	ACTUATING ARM, LEFT HAND	N/S
BP04-280	209000	SHOE & LINING (1 WHEEL)	3
1301-100-007	215601	SHOE HOLD DOWN SPRING	4
BP07-175	217700	SHOE RETURN SPRINGS	5
BP08-120	220400	ADJUSTER SPRING	6
BP10-080	222800	ADJUSTER	7



BRAKE ASSEMBLIES

## Hayes/AL-KO 12 1/4" x 3 1/2" Electric

- Capacity: 12,000 lbs. per pair
- Fits: 9K through 12K Axles
- In 1987 the 10K brake was redesigned to use the "Ventilated Magnet"
- In 1989 the 12K brake was redesigned to use the "Ventilated Magnet"
- In 1995 the 9K brake was redesigned to use the "Ventilated Magnet"



### Hayes/AL-KO 12 1/4" x 3 1/2" Electric Brake Assemblies

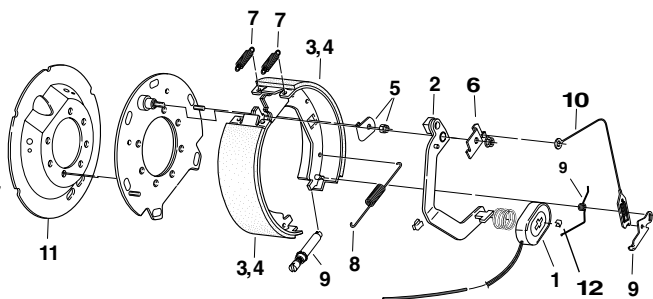
PART NO.	REF. NO.	DESCRIPTION
10257	186700	LEFT BRAKE (SHOWN IN PHOTO)
10259	186900	RIGHT BRAKE

### Replacement Parts

PART NO.	REF. NO.	DESCRIPTION	ITEM
BP01-270	196800	MAGNET KIT, 12K, BEFORE 1989	N/S
BP01-285	197100	VENT MAGNET, FITS 9K AFTER 94, 10K AFTER 87, 12K AFTER 89	1
BP02-303	203025	ACTUATING ARM, RIGHT HAND FOR VENT MAGNET	2
BP02-305	203050	ACTUATING ARM, LEFT HAND FOR VENT MAGNET	N/S
BP04-290	209200	SHOE & LINING (1 WHEEL)	3
BP06-195	213500	SHOE HOLD DOWN KIT (1 WHEEL)	4
568239	221601	ADJUSTER SPRING	6
BP10-110	223200	ADJUSTER, RIGHT HAND	7
BP10-120	223400	ADJUSTER, LEFT HAND	N/S
BP13-040	225800	ADJUSTER CABLE	9



## Dexter 12 1/4" x 4" Electric



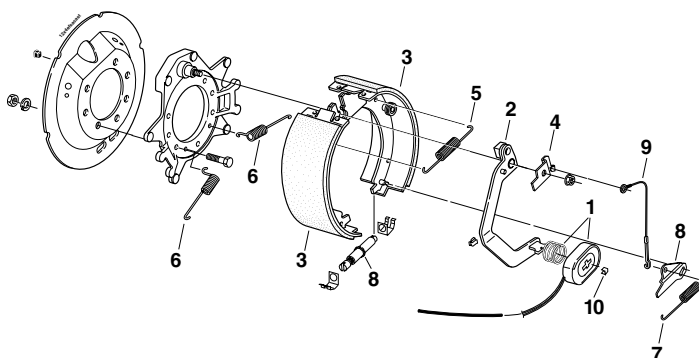
- Capacity: 10,000 lbs. per pair
- In September 1992 the magnet was upgraded to an oval design for increased efficiency & magnet life.
- Brake was redesigned with forward self-adjust feature in June of 1996.
- Brake was redesigned with cast backing plate in May of 2000. (See below.)

BRAKE ASSEMBLIES



### Replacement Parts Stamped Backing Plate (Parts Only)

PART NO.	REF. NO.	DESCRIPTION	ITEM
BP01-301	197410	MAGNET KIT, 10K NEW STYLE OVAL (YELLOW WIRE)	1
BP02-315	203300	ACTUATING ARM, LEFT HAND FOR NEW STYLE OVAL MAGNET	N/S
BP02-325	203500	ACTUATING ARM, RIGHT HAND FOR NEW STYLE OVAL MAGNET	N/S
BP02-327	203550	ACTUATING ARM, LEFT HAND FOR FORWARD ADJUST BRAKES	2
BP02-328	203560	ACTUATING ARM, RIGHT HAND FOR FORWARD ADJUST BRAKES	N/S
BP04-320	209600	SHOE & LINING (1 WHEEL) LEFT HAND	3
BP04-330	209800	SHOE & LINING (1 WHEEL) RIGHT HAND	4
BP06-240	214400	SHOE HOLD DOWN KIT (1 WHEEL)	5
71-455-1	215205	ACTUATING ARM RETAINER, LEFT HAND	6
71-455-2	215405	ACTUATING ARM RETAINER, RIGHT HAND	N/S
BP07-225	218900	SHOE RETURN SPRING SET (1 EACH GREEN & BLACK)	7
BP08-150	220900	ADJUSTER SPRING	8
BP10-135	223700	ADJUSTER, LEVER & SPRING, LEFT HAND	9
BP10-145	223900	ADJUSTER, LEVER & SPRING, RIGHT HAND	N/S
BP13-020	225400	ADJUSTER CABLE	10
BP15-150	230300	BRAKE DUST SHIELD METAL (1 PIECE) 7 BOLT	11
BP19-005	236505	MAGNET RETAINER CLIP, QTY 4	N/S




### Electric Brake Assemblies Cast Backing Plate

\* Capacity: 10,000 lbs. per pair

PART NO.	REF. NO.	DESCRIPTION
23-438	188060	LEFT BRAKE, 7 BOLT (SHOWN IN PHOTO)
23-439	188080	RIGHT BRAKE, 7 BOLT

### Replacement Parts

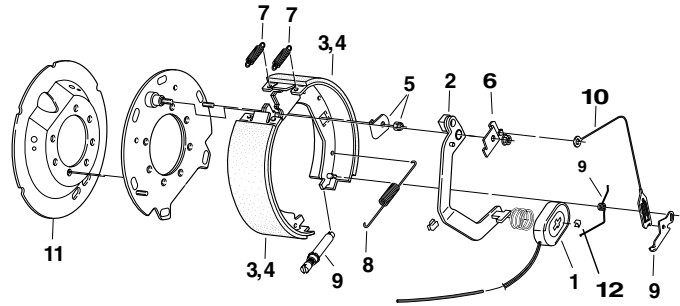
PART NO.	REF. NO.	DESCRIPTION	ITEM
BP01-301	197410	MAGNET KIT, 10K, NEW STYLE OVAL (YELLOW WIRE)	1
BP02-327	203550	ACTUATING ARM, LEFT HAND FOR FORWARD ADJUST BRAKES	2
BP02-328	203560	ACTUATING ARM, RIGHT HAND FOR FORWARD ADJUST BRAKES	N/S
BP04-325	209610	SHOE & LINING (1 WHEEL) LEFT HAND	3
BP04-335	209810	SHOE & LINING (1 WHEEL) RIGHT HAND	N/S
71-455-1	215205	ARM/SHOE RETAINER, LEFT HAND	4
71-455-2	215405	ARM/SHOE RETAINER, RIGHT HAND	N/S
BP07-190	218000	SHOE RETURN SPRING	5
BP07-195	218100	SHOE CENTERING SPRING	6
BP08-155	220910	ADJUSTER SPRING	7
BP10-136	223710	ADJUSTER, LEVER & SPRING, LEFT HAND	8
BP10-146	223910	ADJUSTER, LEVER & SPRING, RIGHT HAND	N/S
BP13-022	225402	ADJUSTER CABLE	9
BP19-005	236505	MAGNET RETAINER CLIP, QTY 4	10



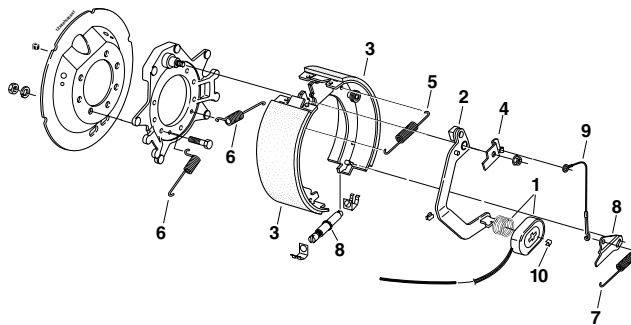
## Dexter 12 1/4" x 5" Electric

### Replacement Parts

- Capacity: 12,000 lbs. & 15,000 lbs. per pair
- In September 1992, the magnet was upgraded to an oval design for increased efficiency and magnet life. The old style is no longer available.
- Redesigned with forward self-adjust feature in June of 1996.
- Redesigned with a cast backing plate in May of 2000. (See below)



PART NO.	REF. NO.	DESCRIPTION	ITEM
BP01-311	197625	MAGNET KIT, 15K NEW STYLE OVAL (BLUE WIRE)	1
47-123-36	204230	ACTUATING ARM, LEFT HAND	2
47-123-35	204235	ACTUATING ARM, RIGHT HAND	N/S
BP04-360	210400	SHOE & LINING (1 WHEEL) LEFT HAND	3
BP04-370	210600	SHOE & LINING (1 WHEEL) RIGHT HAND	4
BP06-240	214400	SHOE HOLD DOWN KIT (ONE WHEEL)	5
71-455-1	215205	ACTUATING ARM RETAINER, LEFT HAND	6
71-455-2	215405	ACTUATING ARM RETAINER, RIGHT HAND	6
BP07-225	218900	SHOE RETURN SPRING (1 EACH GREEN & BLACK)	7
BP08-150	220900	ADJUSTER SPRING	8
BP10-135	223700	ADJUSTER, LEVER & SPRING, LEFT HAND	9
BP10-145	223900	ADJUSTER, LEVER & SPRING, RIGHT HAND	9
BP13-020	225400	ADJUSTER CABLE	10
BP15-190	231100	BRAKE DUST SHIELD, METAL, (1 PIECE) 7 BOLT	11
BP19-005	236505	MAGNET RETAINER CLIP, QTY 4	N/S



### Electric Brake Assemblies Cast Backing Plate

PART NO.	REF. NO.	DESCRIPTION
23-442	188445	LEFT BRAKE, 7 BOLT, 12K (BLACK WIRE) SHOWN IN PHOTO
23-443	188455	RIGHT BRAKE, 7 BOLT, 12K (BLACK WIRE)
23-446	188830	LEFT BRAKE, 7 BOLT 15K (BLUE WIRE)
23-447	188840	RIGHT BRAKE, 7 BOLT, 15K (BLUE WIRE)

### Replacement Parts

PART NO.	REF. NO.	DESCRIPTION	ITEM
BP01-306	197430	MAGNET KIT, 12K NEW STYLE OVAL (BLACK WIRE)	1
BP01-311	197625	MAGNET KIT, 15K NEW STYLE OVAL (BLUE WIRE)	1
47-123-36	204230	ACTUATING ARM, LEFT HAND	2
47-123-35	204235	ACTUATING ARM, RIGHT HAND	N/S
BP04-365	210410	SHOE & LINING (1 WHEEL) LEFT HAND	3
BP04-375	210610	SHOE & LINING (1 WHEEL) RIGHT HAND	N/S
71-455-1	215205	ARM/SHOE RETAINER, LEFT HAND	4
71-455-2	215405	ARM/SHOE RETAINER, RIGHT HAND	N/S
BP07-190	218000	SHOE RETURN SPRING	5
BP07-195	218100	SHOE CENTERING SPRING	6
BP08-155	220910	ADJUSTER SPRING	7
BP10-136	223710	ADJUSTER, LEVER & SPRING, LEFT HAND	8
BP10-146	223910	ADJUSTER, LEVER & SPRING, RIGHT HAND	N/S
BP13-022	225402	ADJUSTER CABLE	9
BP19-005	236505	MAGNET RETAINER CLIP, QTY 4	10



New



Old



## How To Select Hydraulic Brakes & Brake Parts

### THE SINGLE-SERVO / DUO-SERVO DIFFERENCE:

- 1. SINGLE-SERVO:** Single plunger coming from the wheel cylinder, most commonly used with Surge Brake applications.
- 2. DUO-SERVO:** Two plungers coming from the wheel cylinder, stops vehicle in both forward and reverse motion.

### SELECTING HYDRAULIC BRAKE PARTS:

1. Determine the size of your brake.
  - a. Measure the diameter of the mounted brake shoe.
  - b. Measure the width of the lining.
2. Determine the manufacturer of your brake.
  - a. Is the manufacturer's name on the backing plate?
  - b. Compare to complete Brake Assembly or to exploded drawings in this catalog.
3. Select each part you need. The exploded drawings of each brake are to assist you in selecting the parts you need. Though all parts may be shown, we carry replacement parts only for those that are numbered. Parts labeled "Parts Only" indicate that complete brake assemblies are not available.



Single-Servo Cylinder



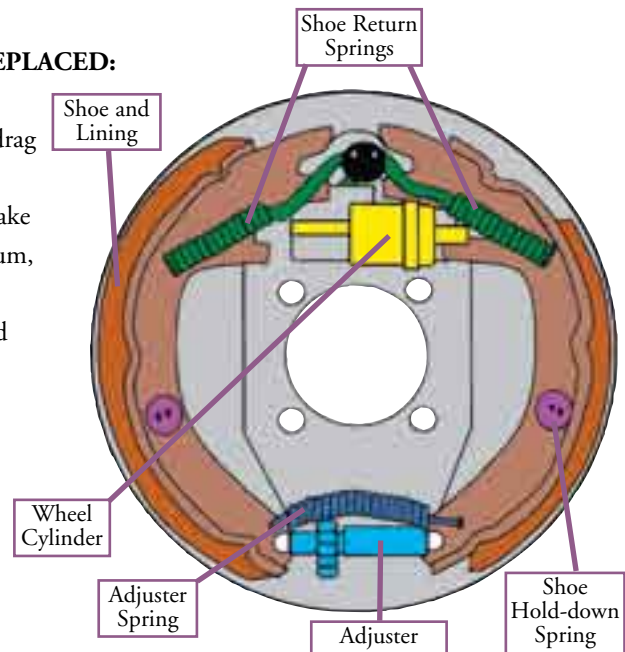
Duo-Servo Cylinder

### USING THE HYDRAULIC BRAKE CHART:

1. Find the picture that matches the assembly or the part you need.
2. The part and reference numbers are just below the picture of your assembly or part. Part numbers are placed beside the photo of individual replacement parts. Use the part number to order what you need.
3. Double check your part against its listing in the pages which show the exploded drawings.
4. Call or fax your order to the location nearest you.

### REASONS WHY BRAKE HARDWARE SHOULD BE REPLACED:

- A.** Worn, weak return springs will cause the brake linings to drag against the drum and cause premature brake failure.
- B.** Hold down springs will lose their tension and allow the brake shoes to wobble or ride up against the face of the brake drum, causing premature lining failure.
- C.** A frozen adjusting screw will not allow shoes to be adjusted properly.
- D.** Rubber dust plugs will crack with age and allow dirt to contaminate linings. (not shown or illustrated)
- E.** A stretched self-adjusting cable or worn lever prevents the self-adjusting lever from properly aligning the shoes. (not shown or illustrated)



## Complete Brake Assemblies

Manufacturer	7" x 1 3/4" Atwood	7" x 1 3/4" Dexter	10" x 2 1/4" Dexter	10" x 2 1/4" Dexter, Free-backing	10" x 2 1/4" Bendix
Capacity Per Pair	2.5K	2.5K	3.5K	3.5K	3.5K
Left Hand Part No.	Parts Only	23-398	23-312	23-344	Parts Only
Left Hand Ref. No.	N/A	174010	174625	175200	N/A
Right Hand Part No.	Parts Only	23-399	23-313	23-345	Parts Only
Right Hand Ref. No.	N/A	174210	174650	175250	N/A
Brake Featured on:	Page C-25	Page C-25	Page C-26	Page C-26	Page C-26



## Hydraulic Brake Parts Replacement Chart

BRAKE ASSEMBLIES

### Shoe Lining L.H.



Part No.	BP04-060	BP04-050	BP04-120	BP04-123	BP04-120
Ref. No.	204800	204700	205800	205810	205800

### Shoe Lining R.H.



Part No.	Same As Left Hand	Same As Left Hand	Same As Left Hand	Same As Left Hand	Same As Left Hand
Ref. No.					

### Shoe Hold Down Spring




Part No.	N/A	49-14	BP06-120	BP06-120	BP06-120
Ref. No.	N/A	211501	212500	212500	212500

### Shoe Return Spring L.H.



Part No.	N/A	46-126	BP07-105	BP07-120	BP07-105
Ref. No.	N/A	215905	216625	216825	216625

### Shoe Return Spring R.H.



Part No.	N/A	Same As Left Hand	Same As Left Hand	Same As Left Hand	Same As Left Hand
Ref. No.	N/A				

### Adjuster Spring



Part No.	BP08-050	BP08-045	BP08-080	BP08-080	BP08-080
Ref. No.	219800	219700	220200	220200	220200

### Adjuster L.H.



Part No.	N/A	BP10-045	BP10-060	BP10-060	BP10-080
Ref. No.	N/A	222100	222400	222400	222800

### Adjuster R.H.



Part No.	Same As Left Hand	Same As Left Hand	Same As Left Hand	Same As Left Hand	Same As Left Hand
Ref. No.					

### Adjuster Plug



Part No.	BP10-220	BP10-220	BP10-220	BP10-220	BP10-220
Ref. No.	225100	225100	225100	225100	225100

### Wheel Cylinder Assemblies L.H.



Part No.	N/A	54-80-3	BP17-030	BP17-030	BP17-030
Ref. No.	N/A	233105	233400	233400	233400

### Wheel Cylinder Assemblies R.H.



Part No.	N/A	54-80-4	BP17-020	BP17-020	BP17-020
Ref. No.	N/A	233151	233200	233200	233200

### Complete Brake Assemblies



Manufacturer	10" x 2 1/4" Demco	10" x 2 1/4" Demco	12" x 2" Dexter	12" x 2" Dexter	12" x 2" Dexter
Capacity Per Pair	Single-Servo 3.5K	Free-Backing 3.5K	Single-Servo 5.2K	Free-Backing 7K	Duo-Servo 5.2K
Left Hand Part No.	18788	40716	23-324	23-342	23-322
Left Hand Ref. No.	174500	175150	175425	175500	176225
Right Hand Part No.	18787	40715	23-325	23-343	23-323
Right Hand Ref. No.	174400	175100	175450	175550	176250
Brake Featured On:	Page C-26	Page C-26	Page C-27	Page C-27	Page C-28



### Hydraulic Brake Parts Replacement Chart

#### Shoe Lining L.H.



Part No.	BP04-120	BP04-126	BP04-160	BP04-164	BP04-160
Ref. No.	205800	205815	206000	206200	206000

#### Shoe Lining R.H.



Part No.	Same As Left Hand	Same As Left Hand	Same As Left Hand	BP04-162	Same As Left Hand
Ref. No.				206100	

#### Shoe Hold Down Spring



Part No.	BP06-120	BP016-120	BP06-090	BP06-090	BP06-090
Ref. No.	212500	212500	212400	212400	212400

#### Shoe Return Spring L.H.



Part No.	BP07-105	BP07-122	BP07-175	BP07-121	BP07-175
Ref. No.	216625	216845	217700	216830	217700

#### Shoe Return Spring R.H.



Part No.	Same As Left Hand	Same As Left Hand	Same As Left Hand	Same As Left Hand	Same As Left Hand
Ref. No.					

#### Adjuster Spring



Part No.	BP08-080	BP08-080	BP08-120	BP08-120	BP08-120
Ref. No.	220200	220200	220400	220400	220400

#### Adjuster L.H.



Part No.	BP10-060	BP10-060	BP10-045	BP10-080	BP10-045
Ref. No.	222400	222400	222100	222800	222100

#### Adjuster R.H.



Part No.	Same As Left Hand	Same As Left Hand	Same As Left Hand	Same As Left Hand	Same As Left Hand
Ref. No.					

#### Adjuster Plug



Part No.	BP10-220	BP10-220	BP10-220	BP10-220	BP10-220
Ref. No.	225100	225100	225100	225100	225100

#### Wheel Cylinder Assemblies L.H.



Part No.	BP17-030	BP17-030	BP17-030	BP17-030	BP17-050
Ref. No.	233400	233400	233400	233400	233800

#### Wheel Cylinder Assemblies R.H.



Part No.	BP17-020	BP17-020	BP17-020	BP17-020	BP17-040
Ref. No.	233200	233200	233200	233200	233600

## Complete Brake Assemblies

					
Manufacturer	12" x 2" Demco	12" x 2" Demco	12" x 3 3/8" Hayes/AL-KO	12 1/4" x 3 3/8" Dexter 8K, 9K Old	12 1/4" x 3 3/8" Dexter 9K, 10K GD
Capacity Per Pair	Single-Servo 6K	Free-Backing 6K	8K	9K	10K
Left Hand Part No.	23511	42029	60206803	23-402	23-410
Left Hand Ref. No.	175400	175480	177200	178205	178275
Right Hand Part No.	23510	42028	Same As Left Hand	23-403	23-411
Right Hand Ref. No.	175350	175470	Left Hand	178210	178300
Brake Featured On:	Page C-27	Page C-27	Page C-29	Page C-29	Page C-30



## Hydraulic Brake Parts Replacement Chart

<b>Shoe Lining L.H.</b>						
	Part No.	BP04-160	BP04-168	K363925	BP04-260	BP04-260
	Ref. No.	206000	206300	208030	208600	208600
<b>Shoe Lining R.H.</b>						
	Part No.	Same As Left Hand	Same As Left Hand	Same As Left Hand	BP04-270	BP04-270
	Ref. No.	Left Hand	Left Hand	Left Hand	208800	208800
<b>Shoe Hold Down Spring</b>						
	Part No.	BP06-090	BP06-090	N/A	BP06-235	BP06-235
	Ref. No.	212400	212400	N/A	214300	214300
<b>Shoe Return Spring L.H.</b>						
	Part No.	BP07-175	BRK-DEM12HFB-SRS	BP07-215	BP07-240	BP07-240
	Ref. No.	217700	216851	218700	219200	219200
<b>Shoe Return Spring R.H.</b>						
	Part No.	Same As Left Hand	Same As Left Hand	Same As Left Hand	Same As Left Hand	Same As Left Hand
	Ref. No.	Left Hand	Left Hand	Left Hand	Left Hand	Left Hand
<b>Adjuster Spring</b>						
	Part No.	BP08-120	BP08-120	N/A	BP08-150	BP08-150
	Ref. No.	220400	220400	N/A	220900	220900
<b>Adjuster L.H.</b>						
	Part No.	BP10-080	BP10-080	N/A	BP10-135	BP10-135
	Ref. No.	222800	222800	N/A	223700	223700
<b>Adjuster R.H.</b>						
	Part No.	Same As Left Hand	Same As Left Hand	N/A	BP10-145	BP10-145
	Ref. No.	Left Hand	Left Hand	N/A	223900	223900
<b>Adjuster Plug</b>						
	Part No.	BP10-220	BP10-220	Not Required	Not Required	Not Required
	Ref. No.	225100	225100			
<b>Wheel Cylinder Rebuild Kits</b>						
	Part No.	N/A	N/A	N/A	BP16-040	BP16-050
	Ref. No.	N/A	N/A	N/A	232400	232600
<b>Wheel Cylinder Assemblies L.H.</b>						
	Part No.	BP17-030	BP17-030	BP17-080	N/A	N/A
	Ref. No.	233400	233400	234400	N/A	N/A
<b>Wheel Cylinder Assemblies R.H.</b>						
	Part No.	BP17-020	BP17-020	Same As Left Hand	N/A	N/A
	Ref. No.	233200	233200	Left Hand	N/A	N/A

### Complete Brake Assemblies



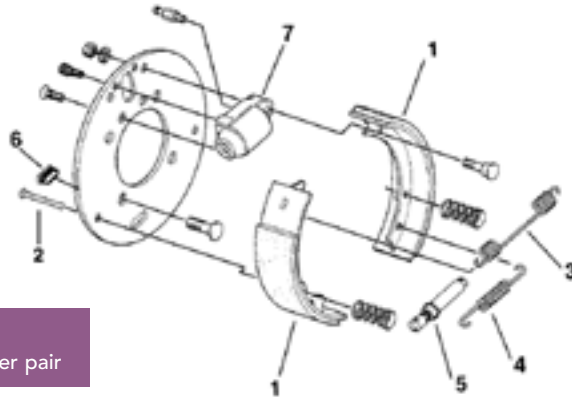
Manufacturer	12 1/4" x 3 1/2" Hayes/AL-KO	12 1/4" x 4" Dexter	12 1/4" x 5" Dexter	12 1/4" x 5" Dexter
Capacity Per Pair	12K	10K	12K	15K
Left Hand Part No.	60206801	23-404	23-408	23-406
Left Hand Ref. No.	177800	179100	179825	180250
Right Hand Part No.	Same As	23-405	23-409	23-407
Right Hand Ref. No.	Left Hand	179150	179850	180300
Brake Featured On:	Page C-30	Page C-31	Page C-32	Page C-32



### Hydraulic Brake Parts Replacement Chart

Shoe Lining L.H.					
	Part No.	BP04-300	BP04-340	BP04-380	BP04-380
	Ref. No.	209400	210000	210800	210800
Shoe Lining R.H.					
	Part No.	Same As Left Hand	BP04-350	BP04-390	BP04-390
	Ref. No.		210200	211000	211000
Shoe Hold Down Springs					
	Part No.	N/A	BP06-235	BP06-235	BP06-235
	Ref. No.	N/A	214300	214300	214300
Shoe Return Spring L.H.					
	Part No.	BP07-215	BP07-240	BP07-240	BP07-240
	Ref. No.	218700	219200	219200	219200
Shoe Return Spring R.H.					
	Part No.	Same As Left Hand	Same As Left Hand	Same As Left Hand	Same As Left Hand
	Ref. No.				
Adjuster Spring					
	Part No.	N/A	BP08-150	BP08-150	BP08-150
	Ref. No.	N/A	220900	220900	220900
Adjuster L.H.					
	Part No.	N/A	BP10-135	BP10-135	BP10-135
	Ref. No.	N/A	223700	223700	223700
Adjuster R.H.					
	Part No.	N/A	BP10-145	BP10-145	BP10-145
	Ref. No.	N/A	223900	223900	223900
Wheel Cylinder Rebuild Kits					
	Part No.	N/A	BP16-050	BP16-050	K71-082-00
	Ref. No.	N/A	232600	232600	232624
Wheel Cylinder Assemblies L.H.					
	Part No.	BP17-090	N/A	N/A	N/A
	Ref. No.	234600	N/A	N/A	N/A
Wheel Cylinder Assemblies R.H.					
	Part No.	Same As Left Hand	N/A	N/A	N/A
	Ref. No.		N/A	N/A	N/A

## Dexter 7" x 1 3/4" Hydraulic Brake Assembly



- Single-Servo
- Capacity: 2,500 lbs. per pair

BRAKE  
ASSEMBLIES

### Dexter 7" x 1 3/4" Hydraulic Brake Assemblies

PART NO.	REF. NO.	DESCRIPTION
23-398	174010	LEFT BRAKE, 2.5K (SHOWN IN PHOTO)
23-399	174210	RIGHT BRAKE, 2.5K

### Replacement Parts

PART NO.	REF. NO.	DESCRIPTION	ITEM
BP04-050	204700	SHOE & LINING (1 WHEEL)	1
49-14	211501	SHOE HOLD DOWN PIN	2
46-126	215905	SHOE RETURN SPRING	3
BP08-045	219700	ADJUSTER SPRING	4
BP10-045	222100	ADJUSTER	5
BP10-220	225100	ADJUSTER DUST PLUG	6
54-80-3	233105	WHEEL CYLINDER, LEFT HAND	7
54-80-4	233151	WHEEL CYLINDER, RIGHT HAND	7



## Atwood 7" x 1 3/4" Hydraulic

- Single Servo
- Capacity: 2,500 lbs. per pair
- After 1985, this brake was redesigned to use a different wheel cylinder. The old style had a D-shape opening for the wheel cylinder; the new style has a round opening.



### Atwood 7" x 1 3/4" Hydraulic Brake Replacement Parts

PART NO.	REF. NO.	DESCRIPTION	ITEM
BP04-060	204800	SHOE & LINING (1 WHEEL)	1
BP08-050	219800	ADJUSTER SPRING	2



## 10" x 2 1/4" Hydraulic



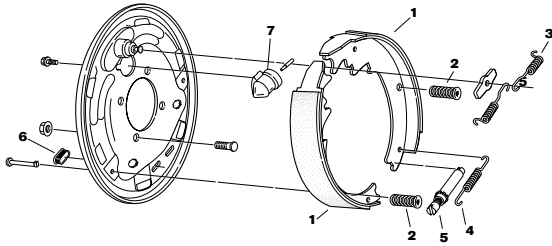
Standard Single-Servo



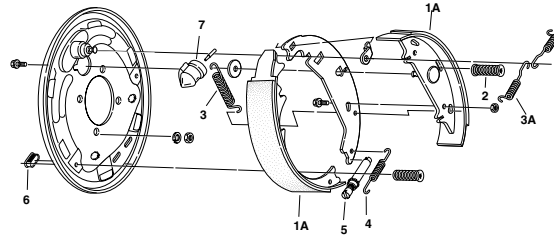
Dexter Free-backing



Demco Free-backing



Single-Servo



Free-Backing



### 10" x 2 1/4" Hydraulic Brake Assemblies

\* Single-Servo \* Capacity: 3,500 lbs. per pair  
\* Choose from Standard Single-Servo or Free-Backing versions

#### PART NO. REF. NO. DESCRIPTION

18787	174400	RIGHT BRAKE - DEMCO, GALVANIZED
18788	174500	LEFT BRAKE - DEMCO, GALVANIZED
23-312	174625	LEFT BRAKE - DEXTER (SHOWN IN PHOTO)
23-313	174650	RIGHT BRAKE - DEXTER
40715	175100	RIGHT BRAKE, FREE-BACKING - DEMCO, GALVANIZED (SHOWN IN PHOTO)
40716	175150	LEFT BRAKE, FREE-BACKING - DEMCO, GALVANIZED
23-344	175200	LEFT BRAKE, FREE-BACKING - DEXTER (SHOWN IN PHOTO)
23-345	175250	RIGHT BRAKE, FREE-BACKING - DEXTER

#### Replacement Parts

PART NO.	REF. NO.	DESCRIPTION	ITEM
BP04-120	205800	SHOE & LINING (1 WHEEL)	1
BP04-123	205810	SHOE & LINING (1 WHEEL) DEXTER FREE-BACKING	1A
BP04-126	205815	SHOE & LINING (1 WHEEL) DEMCO FREE-BACKING	1A
BP06-120	212500	SHOE HOLD DOWN SPRINGS	2
BP07-105	216625	SHOE RETURN SPRINGS	3
BP07-120	216825	SHOE RETURN SPRING SET, DEXTER FREE-BACKING (QTY 3)	3A
BP07-122	216845	SHOE RETURN SPRING SET, DEMCO FREE-BACKING (QTY 3)	3A
BP08-080	220200	ADJUSTER SPRING, BENDIX, DEXTER, DEMCO	4
BP10-060	222400	ADJUSTER, DEXTER, DEMCO	5
BP10-080	222800	ADJUSTER, BENDIX	5
BP10-220	225100	ADJUSTER DUST PLUG, (ALL) PKG OF 4	6
BP17-020	233200	WHEEL CYLINDER ASSEMBLY, RH	N/S
BP17-030	233400	WHEEL CYLINDER ASSEMBLY, LH	7

## 12" x 2" Single-Servo Hydraulic



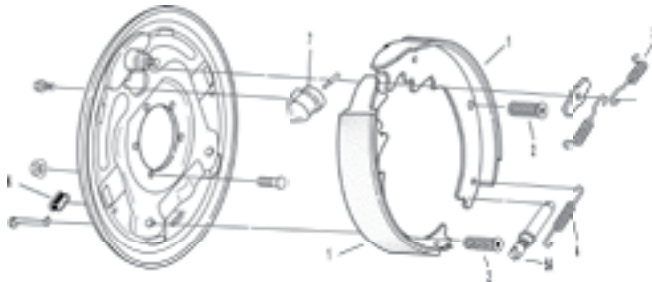
Standard Single-Servo



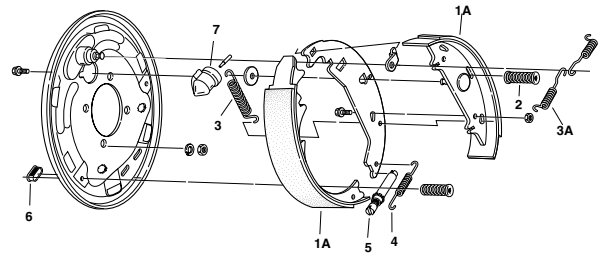
Dexter Free-backing



Demco Free-backing



Single-Servo



Free-Backing

BRAKE  
ASSEMBLIES

### 12" x 2" Single-Servo Hydraulic Brake Assemblies

\* Choose from Standard Single-Servo or Free-Backing versions (Duo-Servo on next page)

PART NO.	REF. NO.	DESCRIPTION	CAPACITY PER PAIR
23-324	175425	LEFT BRAKE - DEXTER (SHOWN IN PHOTO)	5.2K
23-325	175450	RIGHT BRAKE - DEXTER	5.2K
23-338	175460	LEFT BRAKE - DEXTER	7K
23-339	175465	RIGHT BRAKE - DEXTER	7K
23-342	175500	LEFT BRAKE, FREEBACKING - DEXTER (SHOWN IN PHOTO)	7K
23-343	175550	RIGHT BRAKE, FREEBACKING - DEXTER	7K
23510	175350	RIGHT BRAKE - DEMCO, GALVANIZED	6K
23511	175400	LEFT BRAKE - DEMCO, GALVANIZED	6K
42028	175470	RIGHT BRAKE, FREEBACKING - DEMCO, GALVANIZED (SHOWN IN PHOTO)	6K
42029	175480	LEFT BRAKE, FREEBACKING - DEMCO, GALVANIZED	6K



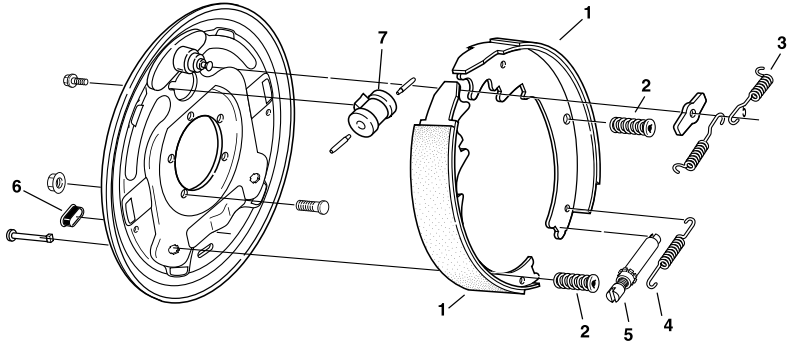
### Replacement Parts

PART NO.	REF. NO.	DESCRIPTION	ITEM
BP04-160	206000	SHOE & LINING (1 WHEEL)	1
BP14-160	206001	SHOE & LINING (1 WHEEL)	1
BP04-162	206100	SHOE & LINING (1 WHEEL), RH DEXTER FREE-BACKING	1A
BP04-164	206200	SHOE & LINING (1 WHEEL), LH DEXTER FREE-BACKING	1A
BP04-168	206300	SHOE & LINING (1 WHEEL), DEMCO FREE-BACKING	1A
BP06-090	212400	SHOE HOLD DOWN SPRINGS	2
BP07-121	216830	PRIMARY SHOE RETURN SPRING SET (UPPER & LOWER), DEXTER FREE-BACKING (QTY3)	3A
BRK-DEM12HFB-SRS	216857	PRIMARY SHOE RETURN SPRING SET (UPPER & LOWER), DEMCO FREE-BACKING (QTY3)	3A
BP07-175	217700	SHOE RETURN SPRINGS	3
BP08-120	220400	ADJUSTER SPRING	4
BP10-080	222800	ADJUSTER, DEXTER FREE-BACKING, DEMCO	5
BP10-045	222100	ADJUSTER, DEXTER	5A
BP10-220	225100	ADJUSTER DUST PLUG, (ALL) PKG OF 4	6
BP17-020	233200	WHEEL CYLINDER ASSEMBLY, RH, SINGLE-SERVO	N/S
BP17-030	233400	WHEEL CYLINDER ASSEMBLY, LH, SINGLE-SERVO	7



## 12" x 2" Duo-Servo Hydraulic

BRAKE  
ASSEMBLIES



### 12" x 2" Duo-Servo Hydraulic Brake Assemblies

\* Duo-Servo


PART NO.	REF. NO.	DESCRIPTION
23-322	176225	LEFT BRAKE (SHOWN IN PHOTO) 5.2K
23-323	176250	RIGHT BRAKE 5.2K
23-336	176500	LEFT BRAKE, 7K
23-337	176550	RIGHT BRAKE, 7K



### Replacement Parts

PART NO.	REF. NO.	DESCRIPTION	ITEM
BP04-160	206000	SHOE & LINING (1 WHEEL)	1
BP14-160	206001	SHOE & LINING (1 WHEEL)	1
BP06-090	212400	SHOE HOLD DOWN SPRINGS	2
BP07-175	217700	SHOE RETURN SPRING	3
BP08-120	220400	ADJUSTER SPRING	4
BP10-045	222100	ADUSTER, DEXTER	5
BP10-220	225100	ADJUSTER DUST PLUG (ALL), PKG OF 4	6
BP17-040	233600	WHEEL CYLINDER ASSEMBLY, RH, DUO-SERVO	7
BP17-050	233800	WHEEL CYLINDER ASSEMBLY, LH, DUO-SERVO	7

## Hayes/AL-KO 12" x 3 3/8" Duo-Servo Hydraulic



- Duo-Servo
- Capacity: 8,000 lbs. per pair

### Hayes/AL-KO 12" x 3 3/8" Duo-Servo Hydraulic Brake Assemblies

PART NO.	REF. NO.	DESCRIPTION
60206803	177200	LEFT BRAKE OR RIGHT BRAKE

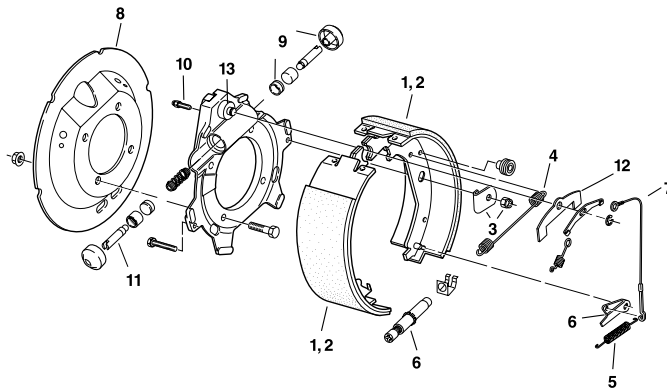
#### Replacement Parts

PART NO.	REF. NO.	DESCRIPTION	ITEM
K363925	208030	SHOE & LINING (1 WHEEL)	1
BP07-215	218700	SHOE RETURN SPRINGS (QTY 2)	2
BP17-080	234400	WHEEL CYLINDER ASSEMBLY, LH OR RH	3



BRAKE ASSEMBLIES

## Dexter 12 1/4" x 3 3/8" Duo-Servo Hydraulic, 4 Bolt Flange



- Duo-Servo
- Capacity: 9,000 lbs. per pair (Dexter 9,000 lb. before 10/1/89, all 8,000 lb.)
- Redesigned with forward adjust feature in 1997.

### Dexter 12 1/4" x 3 3/8" Duo-Servo Hydraulic Brake Assemblies

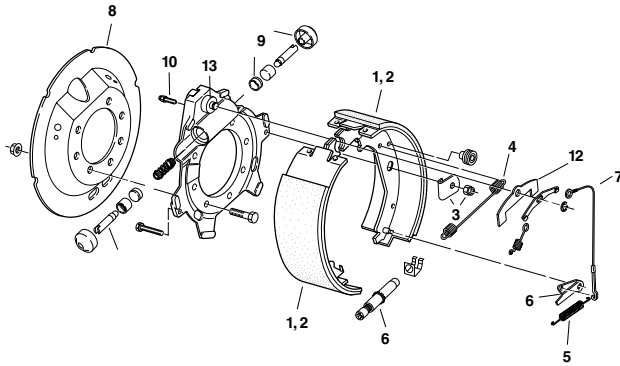
PART NO.	REF. NO.	DESCRIPTION
23-402	178205	LEFT BRAKE (SHOWN IN PHOTO), 9K, 4-BOLT
23-403	178210	RIGHT BRAKE, 9K, 4 BOLT

#### Replacement Parts

PART NO.	REF. NO.	DESCRIPTION	ITEM
BP04-260	208600	SHOE & LINING (1 WHEEL), LH	1
BP04-270	208800	SHOE & LINING (1 WHEEL), RH	2
BP06-235	214300	SHOE HOLD DOWN KIT	3
BP07-240	219200	SHOE RETURN SPRING	4
BP08-150	220900	ADJUSTER SPRING, OLD STYLE	5
BP10-135	223700	ADJUSTER, LEVER & SPRING, LH, OLD STYLE	6
BP10-145	223900	ADJUSTER, LEVER & SPRING, RH, OLD STYLE	6
BP10-150	223950	ADJUSTER KIT FOR FORWARD ADJUST BRAKES, LH	5,6,7
BP10-160	223960	ADJUSTER KIT FOR FORWARD ADJUST BRAKES, RH	5,6,7
BP13-033	225610	ADJUSTER CABLE & RETAINER, 1987-1996 (14" LONG)	7
BP15-015	227700	BRAKE DUST SHIELD (1 PIECE), 8K, 4-BOLT	8
BP16-040	232400	WHEEL CYLINDER REBUILD KIT (1.00" BORE)	9
BP18-011	234810	BLEEDER SCREW (QTY 4)	10
54-33	235011	CYLINDER PUSH ROD	11
34-62	235026	PISTON STOP BAR, AFTER 1987	12



## Dexter 12 1/4" x 3 3/8" Duo-Servo Hydraulic, 7 Bolt Flange



- Duo-Servo
- Capacity: 10,000 lbs. per pair (fits Dexter 9K after 1989).
- Redesigned with forward adjust feature in February 1997.



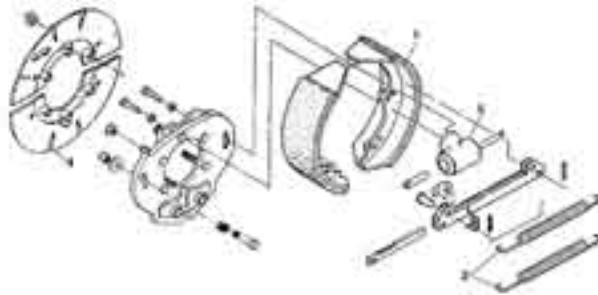
### Dexter 12 1/4" x 3 3/8" Duo-Servo Hydraulic Brake Assemblies

PART NO.	REF. NO.	DESCRIPTION
23-410	178275	LEFT BRAKE (SHOWN IN PHOTO), 9K (AFTER 10/89), 10K GD, 7-BOLT
23-411	178300	RIGHT BRAKE, 9K (AFTER 10/89), 10K GD, 7-BOLT

#### Replacement Parts

PART NO.	REF. NO.	DESCRIPTION	ITEM
BP04-260	208600	SHOE & LINING (1 WHEEL) LH	1
BP04-270	208800	SHOE & LINING (1 WHEEL) RH	2
BP06-235	214300	SHOE HOLD DOWN KIT	3
BP07-240	219200	SHOE RETURN SPRING	4
BP08-150	220900	ADJUSTER SPRING, OLD STYLE	5
BP10-135	223700	ADJUSTER, LEVER & SPRING, LH, OLD STYLE	6
BP10-145	223900	ADJUSTER, LEVER & SPRING, RH, OLD STYLE	6
BP10-150	223950	ADJUSTER KIT FOR FORWARD SELF-ADJUST BRAKE, LH	5,6,7
BP10-160	223960	ADJUSTER KIT FOR FORWARD SELF-ADJUST BRAKE, RH	5,6,7
BP13-033	225610	ADJUSTER CABLE & RETAINER, 1987-1996 (14" LONG)	7
BP15-085	229100	BRAKE DUST SHIELD, 7-BOLT (1 PIECE) METAL	8
BP16-050	232600	WHEEL CYLINDER REBUILD KIT (1.25" BORE)	9
BP18-011	234810	BLEEDER SCREW (QTY 4)	10
54-33	235011	CYLINDER PUSH ROD	11
34-62	235026	PISTON STOP BAR, AFTER 1987	12

## Hayes 12 1/4" x 3 1/2" Duo-Servo Hydraulic



- Duo-Servo
- Capacity: 12,000 lbs. per pair



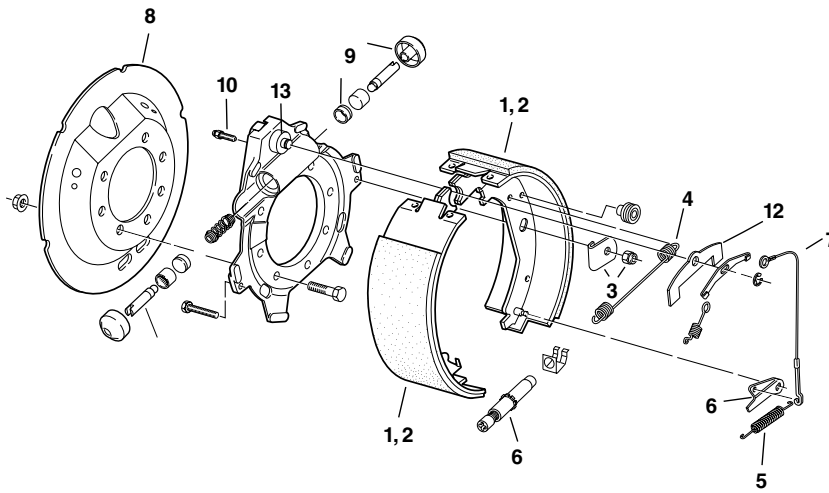
### Hayes 12 1/4" x 3 1/2" Duo-Servo Hydraulic Brake Assemblies

PART NO.	REF. NO.	DESCRIPTION
60206801	177800	LEFT OR RIGHT BRAKE (SHOWN IN PHOTO)

#### Replacement Parts

PART NO.	REF. NO.	DESCRIPTION	ITEM
BP04-300	209400	SHOE & LINING (1 WHEEL)	1
BP07-215	218700	SHOE RETURN SPRINGS (QTY 2)	2
BP15-100	229400	BRAKE DUST SHIELD (LOWER)	4
BP17-090	234600	WHEEL CYLINDER ASSEMBLY, LH OR RH	5

## Dexter 12 1/4" x 4" Duo-Servo Hydraulic



BRAKE  
ASSEMBLIES

### Dexter 12 1/4" x 4" Duo-Servo Hydraulic Brake Assemblies

- \* Duo-Servo
- \* Capacity: 10,000 lbs. per pair
- \* Redesigned with forward adjust feature in 1997

PART NO. REF. NO. DESCRIPTION

23-404	179100	LEFT BRAKE (SHOWN IN PHOTO)
23-405	179150	RIGHT BRAKE

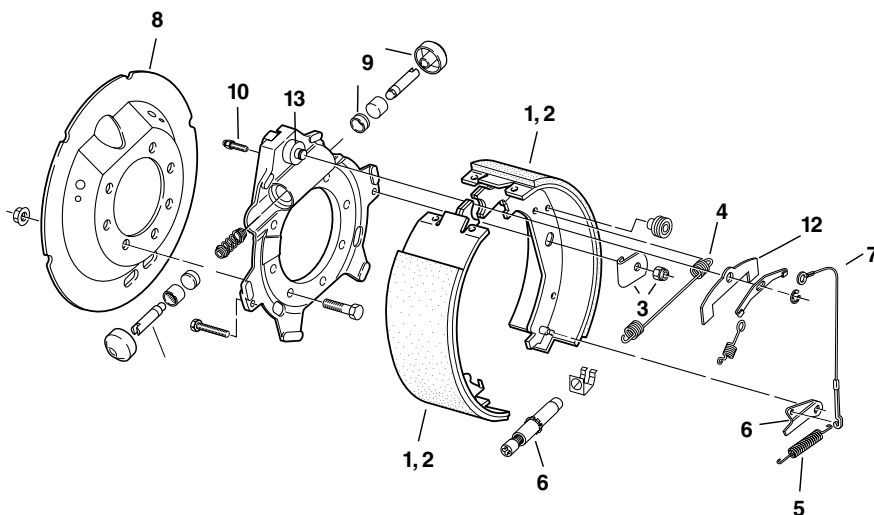
### Replacement Parts

PART NO.	REF. NO.	DESCRIPTION	ITEM
BP04-340	210000	SHOE & LINING (1 WHEEL), LH	1
BP04-350	210200	SHOE & LINING (1 WHEEL), RH	2
BP06-235	214300	SHOE HOLD DOWN KIT	3
BP07-240	219200	SHOE RETURN SPRING	4
BP08-150	220900	ADJUSTER SPRING, OLD STYLE	5
BP10-135	223700	ADJUSTER, LEVER & SPRING, LH, OLD STYLE	6
BP10-145	223900	ADJUSTER, LEVER & SPRING, RH, OLD STYLE	6
BP10-150	223950	ADJUSTER KIT FOR FORWARD SELF-ADJUST BRAKE, LH	5,6,7
BP10-160	223960	ADJUSTER KIT FOR FORWARD SELF-ADJUST BRAKE, RH	5,6,7
BP13-033	225610	ADJUSTER CABLE & RETAINER, 1987-1996 (14" LONG)	7
BP15-150	230300	BRAKE DUST SHIELD, 7-BOLT (1 PIECE) METAL	8
BP16-050	232600	WHEEL CYLINDER REBUILD KIT (1.250" BORE)	9
BP18-011	234810	BLEEDER SCREW (QTY 4)	10
54-33	235011	CYLINDER PUSH ROD	11
34-62	235026	PISTON STOP BAR, AFTER 1987	12



## Dexter 12 1/4" x 5" Duo-Servo Hydraulic

BRAKE  
ASSEMBLIES



### Dexter 12 1/4" x 5" Duo-Servo Hydraulic Brake Assemblies

\* Capacity: 12,000 & 15,000 lbs. per pair

\* Redesigned with forward adjust feature in 1997

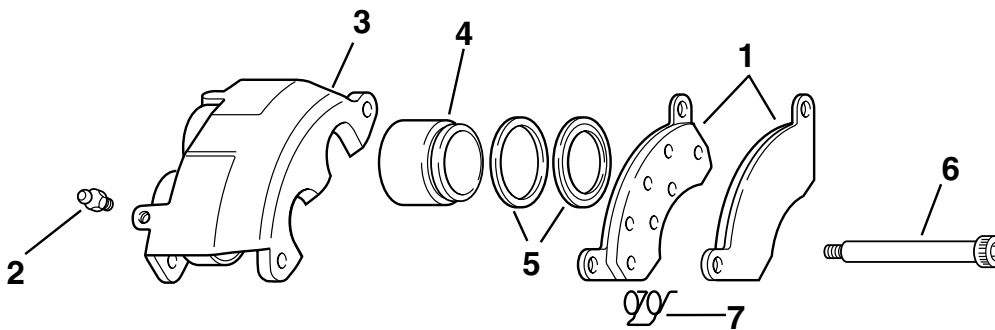
#### PART NO. REF. NO. DESCRIPTION

23-408	179825	LEFT BRAKE (SHOWN IN PHOTO), 12K
23-409	179850	RIGHT BRAKE, 12K
23-406	180250	LEFT BRAKE, 15K
23-407	180300	RIGHT BRAKE, 15K

#### Replacement Parts

PART NO.	REF. NO.	DESCRIPTION	ITEM
BP04-380	210800	SHOE & LINING (1 WHEEL), LH	1
BP04-390	211000	SHOE & LINING (1 WHEEL), RH	2
BP06-235	214300	SHOE HOLD DOWN KIT	3
BP07-240	219200	SHOE RETURN SPRING	4
BP08-150	220900	ADJUSTER SPRING	5
BP10-135	223700	ADJUSTER, LEVER & SPRING, LH	6
BP10-145	223900	ADJUSTER, LEVER & SPRING, RH	6
BP10-150	223950	ADJUSTER KIT FOR FORWARD SELF-ADJUST BRAKE, LH	6, 7
BP10-160	223960	ADJUSTER KIT FOR FORWARD SELF-ADJUST BRAKE, RH	6, 7
BP13-033	225610	ADJUSTER CABLE & RETAINER, 1987-1996 (14" LONG)	7
BP15-190	231100	BRAKE DUST SHIELD, 7-BOLT (1 PIECE) METAL	8
BP16-050	232600	WHEEL CYLINDER REBUILD KIT, 12K (1.250" BORE)	9
K71-082-00	232624	WHEEL CYLINDER REBUILD KIT, 15K (1.375" BORE)	9
BP18-011	234810	BLEEDER SCREW (QTY 4)	10
54-33	235011	CYLINDER PUSH ROD	11
34-62	235026	PISTON STOP BAR, AFTER 1987	12

## Replacement Parts for Dexter 10K and 12K Hydraulic Disc Brakes

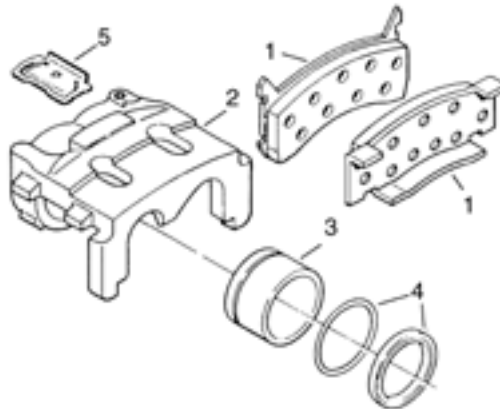


### Replacement Parts for Dexter 10,000 lb. & 12,000 lb. Hydraulic Disc Brakes

\* Capacity: 12,000 lbs. per pair

PART NO.	REF. NO.	DESCRIPTION	ITEM
BP04-395	211100	DISC BRAKE PAD & LINING (1 WHEEL) 10K & 12K	1
BP14-395	211111	DISC BRAKE PAD & LINING (1 WHEEL) 10K & 12K	1
BP18-016	234850	BLEEDER SCREW, 10K & 12K (QTY 4)	2
BP18-045	235425	DISC BRAKE CALIPER 10K & 12K	3
BP18-065	235975	DISC BRAKE CALIPER PISTON, 10K & 12K	4
BP18-075	236050	DISC BRAKE CALIPER REBUILD KIT, 10K & 12K	5
BP18-105	236430	CALIPER RETAINING SHOULDER BOLT, 5/8" X 5.00", 10K & 12K (1 WHEEL)	6
BP18-115	236460	DISC BRAKE PAD ANTI-RATTLE SPRING, 10K & 12K (1 WHEEL)	7

## Replacement Parts for Hayes 10K and 12K Hydraulic Disc Brakes



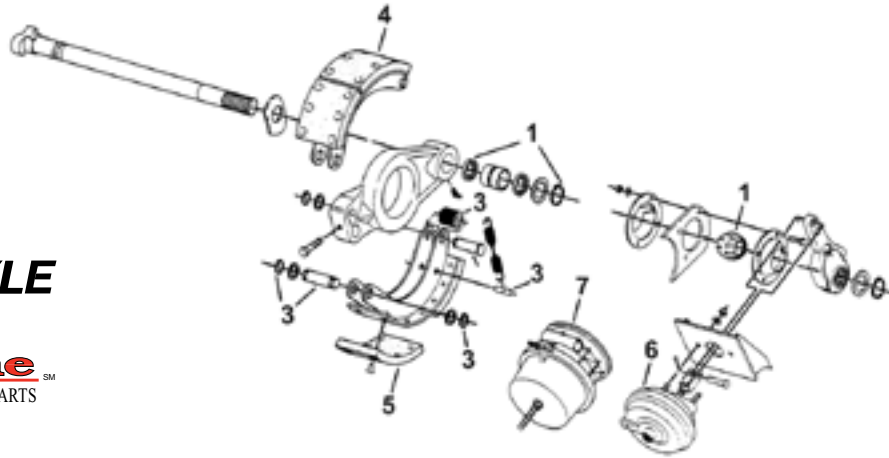
### Replacement Parts for Hayes 10,000 lb. & 12,000 lb. Hydraulic Disc Brakes

\* Capacity: 12,000 lbs. per pair

PART NO.	REF. NO.	DESCRIPTION	ITEM
BP04-400	211200	DISC BRAKE PAD & LINING (1 WHEEL) 10K & 12K	1
BP18-050	235600	DISC BRAKE CALIPER, LH, 10K & 12K	2
BP18-060	235800	DISC BRAKE CALIPER, RH, 10K & 12K	2
096930	235995	DISC BRAKE CALIPER PISTON, 10K & 12K	3
BP18-080	236200	DISC BRAKE CALIPER REBUILD KIT, 10K & 12K	4
BP18-090	236400	DISC BRAKE PAD RETAINER PLATE, 10K & 12K	5

# Miscellaneous Air Brake Replacement Parts for Dexter Air Brakes

BRAKE  
ASSEMBLIES



PART NO.	REF. NO.	DESCRIPTION	ITEM
BP20-090	240800	CAMSHAFT REPAIR KIT FOR 12 1/4" DEXTER AIR BRAKES, INCLUDES WASHERS, SEALS & BUSHINGS	1
BP20-120	241400	BRAKE SHOE REPAIR KIT FOR 12 1/4" DEXTER AIR BRAKES, INCLUDES ROLLERS, ANCHOR PINS, ETC. (OLD STYLE)	3
K71-136	241426	BRAKE SHOE REPAIR KIT FOR 16 1/2" Q-STYLE DEXTER AIR BRAKES, INCLUDES ROLLERS, ANCHOR PINS, ETC.	N/S
BP20-135	241450	BRAKE SHOE REPAIR KIT W/ROLLERS, ANCHOR PINS, FOR DEXTER 12 1/4" PQ SHOES	N/S
BP22-010	243200	SHOE W/LINING (2 PER WHEEL REQUIRED) FOR 12 1/4" X 4" (OLD STYLE)	4A
BP22-015	243300	SHOE W/LINING (2 PER WHEEL REQUIRED) FOR 12 1/4" X 4" DEXTER AIR BRAKE "PQ-STYLE"	4B
BP22-020	243400	SHOE W/LINING (2 PER WHEEL REQUIRED) FOR 12 1/4" X 5" (OLD STYLE)	4A
BP22-025	243500	SHOE W/LINING (2 PER WHEEL REQUIRED) FOR 12 1/4" X 5" DEXTER AIR BRAKE "PQ-STYLE"	4B
BP22-035	243650	SHOE W/LINING (2 PER WHEEL REQUIRED) FOR 12 1/4" X 7 1/2" DEXTER AIR BRAKE "PQ-STYLE"	4B
K71-102-00	245850	REP'L LININGS, (1 WHEEL) 12 1/4" X 4"	5
K71-152-00	245950	REP'L LININGS, (1 WHEEL) 12 1/4" X 5"	5
34-260-7	246750	AIR CHAMBER, TYPE 20, FOR 12 1/4" X 4", AFTER 8/98	6
34-59-1	246800	AIR CHAMBER, TYPE 24, FOR 12 1/4" X 7 1/2" AIR BRAKE	6
34-57-1	247000	AIR CHAMBER, TYPE 30, FOR 12 1/4" OR 16 1/2" AIR BRAKE	6
34-261-7	247300	SPRING BRAKE CHAMBER, TYPE 20/24 FOR 12 1/4" X 4", AFTER 8/98	6 & 7
34-60-1	247400	SPRING BRAKE CHAMBER, TYPE 24/30 COMBINATION	6 & 7
34-58-1	247600	SPRING BRAKE CHAMBER, TYPE 30/30 COMBINATION	6 & 7



"Old Style" 4A



"PQ Style" 4B



"Q Style"